

MINUTES OF THE DISTRICT DEVELOPMENT COMMITTEE (DDC) MEETING DIBRUGARH DISTRICT FOR THE MONTH OF MAY & JUNE 2024 HELD ON 25/06/2024 AT 10:30 AM

VENUE: Conference Hall, DC's Office

DATE: 25th June, 2024 at 10.30 AM

The meeting was presided over by Shri Bikram Kairi, IAS, District Commissioner, Dibrugarh. At the very beginning he welcomed all the members present in the meeting.

The meeting started with DMI Indicators and Department- wise Power Point Presentation as follows

Sl. No	Sector	Administrative Department	Scheme/ Project/ Programme	Decision/ Action to be taken	Agency responsible & Timeline
1	Economic Development	Agriculture		<p>Regarding PM-KISAN scheme the District Agriculture Officer, Dibrugarh informed that the total number of Farmer Registered in Portal was 75,550 Nos. Out of 67,931 Nos. of eligible farmers as per PM Kisan portal 56,767 Nos. of e-KYC have been completed so far and 8481 Nos. were pending. The DC, Dibrugarh asked him to take necessary steps to completed all pending e KYC of 8481 Nos. The DC, Dibrugarh suggested him to complete pending AADHAR Seeding through different area wise camps in the district. The DC, Dibrugarh further mentioned about deleting deceased person names along with service personnel from PM-Kishan Portal in consultation with ADO's circle wise.</p> <p>The DC, Dibrugarh asked the District Agriculture Officer, Dibrugarh to categories farmers of Dibrugarh District into Marginal, Small, Medium and Large farmers.</p> <p>Regarding PMKSY the DC, Dibrugarh asked the District Agriculture Officer, Dibrugarh to collect farmers share and complete the distribution as soon as possible.</p> <p>The District Agriculture Officer, Dibrugarh informed the following details regarding status of Procurement:</p>	District Agricultural Officer

Economic Development	Agriculture	Mustard Procurement			District Agricultural Officer
		Sl. No.	Particulars	Unit	
		1	Government Target (2023-24)	450 MT.	
		2	Intend to sell	615.67 MT	
		3	Achievement till date	421.50 MT	
		4	Achievement percentage till date	93.67%	
		5	Total numbers of Farmer registered	125 Nos.	
		6	Total nos. of FC issued	120 Nos.	
		7	Total ADO circle	15 Nos.	
		8	Total numbers of MPCs	2 Nos.	
		9	Name of MPCs	Barbaruah & Lalgodown	
		Paddy Procurement			
		Sl. No.	Particulars	Unit	
		1	Government Target (2023-24)	5000 MT	
		2	Intend to sell (MT)	3348.75 MT	
		3	Achievement till date	1317.60 MT	
		4	Achievement percentage till date	26.35%	
		5	Total numbers of Farmer registered	392 Nos.	
		6	Total nos. of FC issued	353 Nos.	
		7	Total ADO circle	15 Nos.	
8	Total numbers of PPCs	3			
9	Name of PPCs	Chaulkhowa, Tengakhat & Khowang			

Economic Development	Agriculture		<p>The District Agriculture Officer, Dibrugarh presented the following details on KCC for the year 2023-24:</p> <p>KCC received by farmers during the FY 2023-24: 1078 Nos.</p> <p>Amount of KCC received by farmers during the FY 2023-24: 671.786 Lakh</p> <p>The District Agriculture Officer, Dibrugarh presented the following details on KCC for the year 2024-25:</p> <p>Total KCC form submitted:</p> <table border="1" data-bbox="716 737 1308 1010"> <thead> <tr> <th>Name of the Bank</th> <th>Upto the previous month (Nos.)</th> <th>During the month (Nos.)</th> <th>Total (Nos.)</th> </tr> </thead> <tbody> <tr> <td>SBI</td> <td>20</td> <td>23</td> <td>43</td> </tr> <tr> <td>AGVB</td> <td>0</td> <td>4</td> <td>4</td> </tr> <tr> <td>Total</td> <td>20</td> <td>27</td> <td>47</td> </tr> </tbody> </table> <p>Number of KCC Sanctioned:</p> <table border="1" data-bbox="716 1136 1317 1419"> <thead> <tr> <th>Name of the Bank</th> <th>Upto the previous month (Nos.)</th> <th>During the month (Nos.)</th> <th>Total (Nos.)</th> </tr> </thead> <tbody> <tr> <td>SBI</td> <td>4</td> <td>0</td> <td>4</td> </tr> <tr> <td>AGVB</td> <td>0</td> <td>0</td> <td>0</td> </tr> <tr> <td>Total</td> <td>4</td> <td>0</td> <td>4</td> </tr> </tbody> </table> <p>KCC Yet to Sanctioned:</p> <table border="1" data-bbox="716 1541 1317 1812"> <thead> <tr> <th>Name of the Bank</th> <th>Upto the previous month (Nos.)</th> <th>During the month (Nos.)</th> <th>Total (Nos.)</th> </tr> </thead> <tbody> <tr> <td>SBI</td> <td>16</td> <td>23</td> <td>39</td> </tr> <tr> <td>AGVB</td> <td>0</td> <td>4</td> <td>4</td> </tr> <tr> <td>Total</td> <td>16</td> <td>27</td> <td>43</td> </tr> </tbody> </table>	Name of the Bank	Upto the previous month (Nos.)	During the month (Nos.)	Total (Nos.)	SBI	20	23	43	AGVB	0	4	4	Total	20	27	47	Name of the Bank	Upto the previous month (Nos.)	During the month (Nos.)	Total (Nos.)	SBI	4	0	4	AGVB	0	0	0	Total	4	0	4	Name of the Bank	Upto the previous month (Nos.)	During the month (Nos.)	Total (Nos.)	SBI	16	23	39	AGVB	0	4	4	Total	16	27	43	District Agricultural Officer
Name of the Bank	Upto the previous month (Nos.)	During the month (Nos.)	Total (Nos.)																																																	
SBI	20	23	43																																																	
AGVB	0	4	4																																																	
Total	20	27	47																																																	
Name of the Bank	Upto the previous month (Nos.)	During the month (Nos.)	Total (Nos.)																																																	
SBI	4	0	4																																																	
AGVB	0	0	0																																																	
Total	4	0	4																																																	
Name of the Bank	Upto the previous month (Nos.)	During the month (Nos.)	Total (Nos.)																																																	
SBI	16	23	39																																																	
AGVB	0	4	4																																																	
Total	16	27	43																																																	

2	Social Sector	Health and Family Welfare Department		<p>Regarding DMI Indicator of “ Under 5 mortality in the district (Total Under 5 deaths in the District) during the current FY” and “Maternal mortality in the district (Total maternal deaths in the district) during current FY”, the Joint Director Health & Family Welfare Department, Dibrugarh informed that:</p> <ul style="list-style-type: none"> ➤ Total Child Deaths (0-5 Years) in Apr'24-May'24 = 16 ➤ Total Maternal Deaths in Apr'24-May'24 = 2 <p>The DC, Dibrugarh asked the Joint Director Health & Family Welfare Department, Dibrugarh to depict the reasons of Child death and Maternal Death in the PPT.</p> <p>For construction of 6 bedded wards under NHM, the DC, Dibrugarh asked the Joint Director Health & Family Welfare Department, Dibrugarh to mention the reasons for non-starting of works in the PPT.</p> <p>The DC, Dibrugarh asked the Joint Director Health & Family Welfare Department, Dibrugarh to conduct departmental review the progress of the construction of Ayush Dispensary in the district.</p> <p>The DC, Dibrugarh expressed his dissatisfaction regarding Routine Immunization Performance on infant Immunization as only 49.1%, progress have been achieved so far. He asked the Joint Director Health & Family Welfare Department, Dibrugarh to take necessary steps and submit the reasons of poor performance.</p> <p>The DC, Dibrugarh pointed out the issue of no co-ordination among field, block and district level in imparting health care services. He asked the Joint Director Health & Family Welfare Department, Dibrugarh to conduct block wise review on the status of immunization and also to consider immunization as priority.</p>	Joint Director Health & Family Welfare Department
---	---------------	--------------------------------------	--	---	---

	Social Sector	Health and Family Welfare Department		<p>Regarding transfer of all Doctor's & Staff's of Naharani PHC the DC, Dibrugarh mentioned that no steps have been taken in-spite of repeated instruction. In this regards he directed the Joint Director Health & Family Welfare Department, Dibrugarh to conduct a meeting with Additional District Commissioner (Health) for necessary steps and submit report compliance within 3 days.</p> <p>Regarding unsatisfactory performance on ANC, in Dibrugarh Urban portion, the Joint Director Health & Family Welfare Department, Dibrugarh informed that it was because of immigration of pregnant women. The DC, Dibrugarh asked the Joint Director Health & Family Welfare Department, Dibrugarh to collect report on immigration cases of pregnant women.</p> <p>The DC. Dibrugarh asked the District Social Welfare Officer, Dibrugarh to submit the number of total children in Anganwadi Centers of Dibrugarh district. He also asked Joint Director, Health & Family Welfare Department, Dibrugarh to review the performance of immunization along with block wise gap monitoring.</p> <p>The DC, Dibrugarh asked the Joint Director Health and Family Welfare Department, Dibrugarh to list out all the activities to be done to reduce cases of Septicemia Disease in the district.</p> <p>The DC, Dibrugarh asked the Joint Director Health and Family Welfare Department, Dibrugarh to submit action taken report on minutes of all meeting regarding Maternal Mortality and Child Death within 3 days. He also asked to submit action taken report against implementation of SOP prepared by the Doctor's of Assam Medical College and Hospital in this regard. He further emphasized that preventable death cases should not be occurred and around 70 to 80 percent of Maternal Mortality cases occurred due to Septicemia.</p>	<p>Joint Director Health & Family Welfare Department, Dibrugarh</p> <p>District Social Welfare Officer</p>
--	---------------	--------------------------------------	--	--	--

	Social Sector	Health and Family Welfare Department		<p>The DC, Dibrugarh asked the Joint Director Health and Family Welfare Department, Dibrugarh to set up protocols for outmigration of pregnant women.</p> <p>The DC, Dibrugarh directed the Joint Director Health and Family Welfare Department, Dibrugarh submit block wise detailed report of immunization, child and maternal death. He also asked to give special focus on Naharani Health Block, Khowang Health Block and Tengakhat Health Block for maternal death cases.</p> <p>The DC, Dibrugarh directed the Joint Director Health and Family Welfare Department, Dibrugarh to review block wise trends of child deaths.</p> <p>The, DC, Dibrugarh asked the Joint Director Health and Family Welfare Department, Dibrugarh to submit a status report on Cholera outbreak in the District.</p>	Joint Director Health & Family Welfare Department
3	Infrastructure	Public Works Department Building		<p>The Executive Engineer, PWD (Building) informed the following details on progress of “Multi-Disciplinary Sports Complex at Khanikar at Dibrugarh” :</p> <p>Components-</p> <ul style="list-style-type: none"> ➤ Main gallery- 88% ➤ Indoor Stadium - 92% ➤ Diving platform - 88% ➤ Girls Hostel - 75% ➤ VIP Block - 95% ➤ Players Block - 95%, ➤ Main Swimming pool - 85 % ➤ Practice Pool - 99% ➤ Pump House - 95% ➤ Balancing Tank -85% ➤ Staff Quarter - 95% ➤ Boundary Wall - 90% <p>He further informed that a revised estimate amounting to Rs. 205.86 Cr submitted to higher authority on 02-01-2024 but approval not yet received till date. Due to which Boys hostel, Lawn tennis court, Volley ball court, Basketball court, Practice grounds could not be taken up.</p> <p>The Executive Engineer, PWD (Building) informed that the scheme “Multipurpose Utility Complex</p>	Executive Engineer, PWD (Building)

	Infrastructure	Public Works Department Building	<p>(Near Police Reserve) Dibrugarh” would be completed by December, 2024. The following progress have been achieved till date:</p> <ul style="list-style-type: none"> • Office Building - Structure and brick wall completed. • Plastering and internal electrification works have been in process. • Auditorium - 2nd slab casting 50% completed. <p>Regarding the scheme “Christian war Cemetery at Dibrugarh,” under CIDF the Executive Engineer, PWD (Building) informed that out of 197 tombs, renovation of 171 Nos. have been completed so far and remaining were ongoing. Earth filling of Block C and D have been completed and jungle clearance work in Block- B have been started.</p> <p>The Executive Engineer, PWD (Building) informed the following details on progress of schemes:</p> <ul style="list-style-type: none"> • Regarding construction of “Full Fledged Degree College Lahowal, Dibrugarh” the date of completion as per agreement would be November, 2024. • The target date of completion of the scheme “Construction of New RCC building to accommodate Blood Bank, at AMC&H, Dibrugarh Assam” would be July, 2024. • The target date of completion of the scheme “Construction of Modular O.T. Complex, WICU Department of Anesthesiology at AMC&H Dibrugarh Assam” would be July, 2024. • The target date for completion of the scheme “ITI for Dibyang at Dibrugarh” would be October, 2024. • Regarding construction of “Multipurpose Market Complex at Tingkhong”, the Executive Engineer, PWD (Building) mentioned about land encroachment issue. The DC, Dibrugarh asked him to resolve the issue immediately. 	Executive Engineer, PWD (Building)
--	----------------	----------------------------------	--	------------------------------------

	Infrastructure	Public Works Department Building		<ul style="list-style-type: none"> The target date for completion of the scheme “Construction of Abhoypur Rural Sports Complex, Moran, Dibrugarh, Assam” would be complete completed by July, 2024. The target date for completion of the scheme “Construction of Mini Stadium at Lahowal, Dibrugarh” would be December, 2024. For Construction of Super-Specialty Pet Animal Hospital at Khanikar at Dibrugarh District 30% physical progress have been achieved till date 24% physical progress have been achieved till date for Jyoti Bishnu Sankritik Prakalpa at Lenegeri, Tingkhong, Dibrugarh for the year 2022-23. <p>The DC, Dibrugarh asked the Executive Engineer, Public Works Department (Building) to speed up all construction works particularly Health, Educational and Sports infrastructure.</p> <p>Regarding Additional Classroom at Tea Garden Model School, the Executive Engineer, PWD (Building) informed the following details:</p> <table border="1" data-bbox="734 1335 1237 1856"> <thead> <tr> <th>SI No</th> <th>Location</th> <th>Physical Progress (%)</th> </tr> </thead> <tbody> <tr> <td>1</td> <td>At Nilmoni T.E</td> <td>92 %</td> </tr> <tr> <td>2</td> <td>At Maijan</td> <td>48 %</td> </tr> <tr> <td>3</td> <td>At Sepon T.E</td> <td>78 %</td> </tr> <tr> <td>4</td> <td>At Dikhori T.E</td> <td>75 %</td> </tr> <tr> <td>5</td> <td>At Tiloijan T.E</td> <td>55 %</td> </tr> <tr> <td>6</td> <td>At Romai T.E</td> <td>69 %</td> </tr> </tbody> </table>	SI No	Location	Physical Progress (%)	1	At Nilmoni T.E	92 %	2	At Maijan	48 %	3	At Sepon T.E	78 %	4	At Dikhori T.E	75 %	5	At Tiloijan T.E	55 %	6	At Romai T.E	69 %	Executive Engineer, PWD (Building)
SI No	Location	Physical Progress (%)																								
1	At Nilmoni T.E	92 %																								
2	At Maijan	48 %																								
3	At Sepon T.E	78 %																								
4	At Dikhori T.E	75 %																								
5	At Tiloijan T.E	55 %																								
6	At Romai T.E	69 %																								

7	At Makulbari T.E	66 %	
	8	At Pithaguti T.E	60 %
Infrastructure	Public Works Department Building	The Executive Engineer, PWD (Building) presented the following details on “Construction of 100 (hundred) Model Secondary Schools in the Tea Garden Areas, Assam” :	
		Tea Garden	Remarks
		Khowang T.E.	Physical progress- 55%
		Tamulbari T.E.	Physical progress- 20%
		Kaber T.E.	NOC received but not feasible.
		Barbaruah Girls High School	Allotment is under process
		Tingkhong Girls HS	Allotment is under process
The Executive Engineer, PWD (Building) presented the following details on “Construction of Jaganath Community Hall cum Skill Centre” at Various Tea Garden areas.			
LAC	No. of Community Hall cum Skill Centres	No. of NOC's for land received till date	Non-availability of Land as per Tea Garden Authority
Dibrugarh	5	3	2 (Jallan Nagar T.E. & Ethelwood T.E.)
Moran	12	12	0
Lahowal	15	15	0
Tingkhong	20	19	1 (Diksam T.E.)
		Executive Engineer, PWD (Building)	

	Infrastructure	Public Works Department Building		Total=	<u>52 Nos.</u>	<u>49 Nos.</u>	<u>3 Nos.</u>	Executive Engineer, PWD (Building)
The Executive Engineer, PWD (Building) presented the following details on upcoming projects:								
Name of the project		Present Status						
Increase of seat capacity of Multi-disciplinary sports complex at Khanikar, Dibrugarh		DPR submitted to CE, PWD(B) on 13-05-2024 after meeting the observations as asked in the letter from CE office.						
CM's Secretariat at Dibrugarh		Estimate is under preparation, details from NIC is awaited which is to be included in the estimate as per instruction of Hon'ble CM.						
Construction of 1500 seater International Convention Centre at Dibrugarh.		The land was received on 09-09-2023. As per consultant, the land provided was deemed inadequate for the proposed construction. However, the District Commissioner asserted that no alternative land is available and recommended that adjustments be made.						
Construction of 500 seater Auditorium at Dibrugarh		As similar proposal has been taken up by DOHUA, hence as instructed, no proposal has been taken up by this Department.						
Construction of New District Jail at Tingkhong, Dibrugarh.		Land not received till date.						
Construction of New Circuit House, Dibrugarh		DPR submitted to higher authority on 22-01-2024. A.A. received on 29-02-2024. Allotment is under process at CE office.						

	Infrastructure	Public Works Department Building		<p>Proposed New Construction of Teachers' Quarter and Students' Hostel at Assam Medical College & Hospital, Dibrugarh</p> <p>DPR returned from CE office for incorporating details of repair and renovation works.</p>	Executive Engineer, PWD (Building)
				<p>The Executive Engineer, PWD (Building) Duliajan & Naharkatia Division, informed that 'Jalani Tea Garden Model School' and 'Sialkati Tea Garden Model School' has not been handover yet. The DC, Dibrugarh asked to co-ordinate with Inspector of School, Dibrugarh in this regard.</p>	
4	Infrastructure	Assam Power Distribution Company Limited		<p>The Chief Executive Officer, APDCL Dibrugarh informed that:</p> <ul style="list-style-type: none"> 5 nos. of new 33/11 KV Sub-Stations along with construction of 33KV lines and 11KV line have been going on under Externally Aided Project (EAP) funded by AIIB. (PHASE-I). Installation of new Distribution Transformer along with HT line, HT line with MVCC and LT AB cable shall be constructed at various location in Dibrugah to reduce the line loss under Externally Aided Project (EAP) funded by AIIB (PHASE-II). 	Chief Executive Officer, APDCL
5	Infrastructure	Water Resource Department		<p>The Executive Engineer, Water Resource Department Dibrugarh informed that the scheme "Installation of 2Nos. Water pumps for mitigation of urban flooding in DMB area at Dibrugarh under CIDF" has achieved 73% of physical progress and the targeted date for completion would be July, 2024.</p> <p>The Executive Engineer, Water Resource Department Dibrugarh informed following details regarding NIDA:</p> <ul style="list-style-type: none"> Work have been going on for the scheme "Protection of DTP Dyke from Stone Spur No. IV to VIII and Aithan bund from the 	Executive Engineer, Water Resource Department

	Infrastructure	Water Resource Department		<p>erosion of River Brahmaputra- Ph-I” and targeted date for completion would be May, 2025.</p> <ul style="list-style-type: none"> Work have been going on for the scheme “Strengthening of existing protection works at Pukhurijan and its adjoining areas” and targeted date for completion would be May, 2025. <p>The Executive Engineer, Water Resource Department Dibrugarh informed that the work has been in progress for the scheme “Flood Protection Scheme for Dinjan Army Camp along the Left Bank of River Brahmaputra” under Ministry of Defense” with 72.40% of physical progress and 43.60% of financial progress.</p> <p>The Executive Engineer, Water Resource Department Dibrugarh informed that 48% physical progress has been achieved for the scheme “Integrated Water Resources management of Buridehing Basin (Phase-I)” under World Bank and targeted date of completion would be January, 2025.</p> <p>The DC, Dibrugarh asked the Executive Engineer, Water Resource Department, Dibrugarh for early completion of all ongoing scheme.</p>	Executive Engineer, Water Resource Department
6	Infrastructure	Public Works Department National Highway		<p>The Reconstruction of pavement from Ch 47495 to Ch 65.934 (Length= 17.984 km) of the newly declared NH 315-A (from Jeypore to Hukanjuri) in the state of Assam under Annual Plan for the year 2021-22 on EPC mode have been under progress with 52% of physical and 41.31% financial progress. The DC, Dibrugarh asked him to expediate the construction work of the road.</p>	Executive Engineer, Public Works Department National Highway
7	Infrastructure	Public Works Department (Roads)		<p>The Executive Engineer, Public Works Department (Roads) (Dibrugarh, Chabua, Lahowal, Khowang and Tingkhng) submitted the following details regarding works proposed as per Cabinet Meeting held on 30.01.2023:</p>	Executive Engineer, Public Works Department (Roads)

	Infrastructure	Public Works Department (Roads)		<ul style="list-style-type: none"> ▪ 22% physical progress have been achieved for the scheme “Construction of 14.20 km long, two lane Sessa-Itakhuli Road (Lezai Kolakhowa Road) including ROB at Rly Level Crossing No.MD/3 at Moran LAC” under Asom Mala 2.0 amounting Rs. 5017.00 Lakhs but ROB has not been included in this project. ▪ Work in process for the scheme Blacktopping of Aghonibari-Khowang connecting, 25 km Road on embankment at Tingkhong LAC under MMMPA amounting Rs. 7282.28 Lakhs with 60% of physical progress. ▪ DPR under preparation for the scheme Construction of Flyover at Amolapatty Railway Level Crossing No.DD-2 (including Amolapatty junction point) for 1.22 km at Dibrugarh and Construction of Flyover at Lahowal Railway Level Crossing No.DD-21 for 1.23 km at Lahowal but GAD yet to be approved by Railway. ▪ Allotment of work under progress for the scheme Construction of Flyover at Mancotta Railway Level Crossing No.CS-4. for 1.15 km at Lahowal amounting Rs.7794.50 Lakhs. ▪ Tendering Process have been in progress at C. E’s Office, Guwahati for the schemes (i) Construction of Bridge over river Buridihing (from Aghonibari to Telpani) for 1.56 km, (ii) Construction of Bridge over river Disang (from Barua Nagar to Mahmora) for 1.59 km, (iii) Construction of Bridge over river Buridihing (from Ramaighat to Lachan Mirigaon) for 3 km. ▪ DPR submitted for the schemes (i) Construction of Bridge connecting Madarkhat-Godabaha Road over river Sessa 	Executive Engineer, Public Works Department (Roads)
--	----------------	---------------------------------	--	--	---

	Infrastructure	Public Works Department (Roads)		<p>for 1.80 km, (ii) Construction of Bridge over river Demow (from Hunghungia village to Nahorani village) for 1.65 km.</p> <ul style="list-style-type: none"> ▪ 75% of physical work in progress under SOPD-G for the scheme Improvement of Road from Graham Bazar at Old NH 37 to Water Resource Guest House via Paltan Bazar for 2. 10 km amounting Rs. Rs. 761.79 Lakhs. ▪ DPR submitted for the schemes (i) Construction of Foot over Bridge at Phoolbagan on Old NH-37 Dibrugarh for 14km and (i) Construction of Foot over Bridge at Thanna Chariali on Mancotta Road Dibrugarh for 14 km. <p>The Executive Engineer, Public Works Department (Roads) (DCLKT) presented the details of the new proposals under Pradhan Mantri Gram Sadak Yojana (PMGSY-III):</p> <table border="1" data-bbox="716 1045 1334 1339"> <thead> <tr> <th>Sl. No</th> <th>Name of Road</th> <th>Length (in KM)</th> <th>Physical Progress</th> <th>Target Date of Completion</th> </tr> </thead> <tbody> <tr> <td>1</td> <td>MN Road to Konwari Gaon via Parbotipur, Pulungoni</td> <td>5.06</td> <td>86%</td> <td>31.07.2024</td> </tr> </tbody> </table> <p>The Executive Engineer, Public Works Department (Roads) (DCLKT) informed that 79% of progress have achieved so far for the scheme “Flyover at Junction Point of Convoy Road with NH-37 leading Amulapatty near Jalan Bus Terminus, Dibrugarh” and target date of completion would be September, 2024.</p> <p>The Executive Engineer, Public Works Department (Roads) DCLKT) informed that 47% of physical progress have been achieved so far for the scheme “Moran Naharkatia Road (Moran Town to Disang</p>	Sl. No	Name of Road	Length (in KM)	Physical Progress	Target Date of Completion	1	MN Road to Konwari Gaon via Parbotipur, Pulungoni	5.06	86%	31.07.2024	Executive Engineer, Public Works Department (Roads)
Sl. No	Name of Road	Length (in KM)	Physical Progress	Target Date of Completion											
1	MN Road to Konwari Gaon via Parbotipur, Pulungoni	5.06	86%	31.07.2024											

				Kinar Bongali) under Asom Mala and targeted date of completion would be 03.10.2024.	
8	Infrastructure	Public Health Engineering Department		<p>As various complains have been received for road damaged due to JJM pipe installation, the DC, Dibrugarh asked PHE Department to use manual labour instead of tractors and to consider specific site alignments. He further asked PHE Department to resolved all issues in consultation with concerned departments and also to coordinate with other departments for joint verification of schemes.</p> <p>The DC, Dibrugarh asked PHE Department to submit the reasons for lagging behind in achieving quarterly target for FHTC for the year,2024-25.</p> <p>The DC, Dibrugarh informed that he had not been received fortnightly progress report of JJM schemes for which conditional Monitoring of progress on every 15 days was the basis for non-cancellation of contactors work order. He also asked PHE Department to submit the monitoring report on regular basis as well as submission of time line completion.</p> <p>The DC, Dibrugarh asked the PHE Department to submit the list of drop schemes of New Village PWSS and Fresh New PWSS.</p> <p>The DC, Dibrugarh asked PHE Department to consult with concerned ADC for new village PWSS in Tepor Gaon area.</p> <p>The DC, Dibrugarh asked PHE Department to re-analyse the FHTC schemes areas wise and submit the report within 2 days.</p> <p>The DC, Dibrugarh asked PHE Department to state the reason of slow progress of engagement of Jal Mitra's.</p> <p>Status of Har Ghar Jal, Scheme the PHE Department informed the following details:</p>	Executive Engineer, Public Health Engineering Department

Infrastructure	Public Health Engineering Department	<table border="1"> <tr> <th>Sl No</th> <th>No. HGJ Village marked in IMIS</th> <th>No. of HGJ Villages certified</th> <th>% of progress</th> </tr> <tr> <td>1</td> <td>297</td> <td>70</td> <td>23.56 %</td> </tr> </table>	Sl No	No. HGJ Village marked in IMIS	No. of HGJ Villages certified	% of progress	1	297	70	23.56 %	<p>Executive Engineer, Public Health Engineering Department</p>				
		Sl No	No. HGJ Village marked in IMIS	No. of HGJ Villages certified	% of progress										
1	297	70	23.56 %												
<p>The DC, Dibrugarh asked about the difference of Marked in IMIS and Certified Villages. The AEE, PHE Department informed this variation is due to various reasons and assuring improvement in the status.</p> <p>Regarding Geo Tagging of assets using field User's Application, the AEE, PHE Department informed the following details:</p> <table border="1"> <thead> <tr> <th rowspan="2">Total Sources</th> <th colspan="4">Geo – Tagged</th> </tr> <tr> <th>Sources</th> <th>SIB</th> <th>Storage</th> <th>Other Assets</th> </tr> </thead> <tbody> <tr> <td>4088</td> <td>3883</td> <td>2877</td> <td>3897</td> <td>2818</td> </tr> </tbody> </table> <p>The DC, Dibrugarh asked PHE Department to submit detailed analysis of Geo tagging status of JJM PWSS. He also asked to install Source of Information Board on each ongoing scheme.</p> <p>For Water Quality Testing by FTK (Chemical), the DC, Dibrugarh asked PHE Department to conduct atleast 15000 sample in every quarter. The DC, Dibrugarh further asked the reason for non testing of 4385 nos. of registered sources.</p> <p>The DC, Dibrugarh asked PHE Department to guide the beneficiaries, starting of schemes and complete all not started IHHL (DBT) schemes under SBM-G (II).</p> <p>The AEE, PHE department informed that civil works for Solid Waste Management Plant has been constructed by PHE Department and for fund has been transferred from P&RD department to APDCL for supply of electricity connection.</p>		Total Sources	Geo – Tagged				Sources	SIB	Storage	Other Assets	4088	3883	2877	3897	2818
Total Sources	Geo – Tagged														
	Sources	SIB	Storage	Other Assets											
4088	3883	2877	3897	2818											

	Infrastructure	Public Health Engineering Department	<p>Regarding the SBM -G (DBT) at Namsang Cluster Village, the DC, Dibrugarh asked PHE department to inspect the scheme and submit the report.</p> <p>Regarding Pipe Composting, the DC, Dibrugarh asked PHE Department, to submit a report on pipe composting technology.</p> <p>The DC, Dibrugarh asked PHE Department, to submit Plan Estimates of all old completed schemes.</p>	Executive Engineer, Public Health Engineering Department												
9	Social Sector	Food, Public Distribution & Consumer Affairs	<p>Implementation of National Food Security Act, 2013 Present Position of Beneficiaries as per RCMS (as on 25/06/2024):</p> <table border="1"> <tr> <td>Total AAY Families</td> <td>27,288 Nos.</td> </tr> <tr> <td>Total AAY Population</td> <td>81,220 Nos.</td> </tr> <tr> <td>Total PHH Families</td> <td>2,44,702Nos.</td> </tr> <tr> <td>Total PHH Population</td> <td>7,77,224Nos</td> </tr> <tr> <td>Total AAY+PHH Families</td> <td>2,71,990Nos.</td> </tr> <tr> <td>Total AAY+PHH Population</td> <td>8,58,444 Nos.</td> </tr> </table> <p>No. of Beneficiary List Received for the Digitization of New Ration Cards:</p> <p>a) Target of Addl. Beneficiaries provided for the district= 2,06,349 Nos.</p> <p>b) 1,70,454 Nos. new beneficiaries added against 44,135 household.</p> <p>Statement showing Scheme-Wise Allotment of Rice under PM Poshan@MDM for the FY 23-24 (in Qntls):</p> <p>Bal Vatika : 285.430qtls</p> <p>Lower Primary : 5014.023qtls</p> <p>Upper Primary : 3584.155qtls</p>	Total AAY Families	27,288 Nos.	Total AAY Population	81,220 Nos.	Total PHH Families	2,44,702Nos.	Total PHH Population	7,77,224Nos	Total AAY+PHH Families	2,71,990Nos.	Total AAY+PHH Population	8,58,444 Nos.	Deputy Director, Food, Public Distribution & Consumer Affairs
Total AAY Families	27,288 Nos.															
Total AAY Population	81,220 Nos.															
Total PHH Families	2,44,702Nos.															
Total PHH Population	7,77,224Nos															
Total AAY+PHH Families	2,71,990Nos.															
Total AAY+PHH Population	8,58,444 Nos.															

	Social Sector	Food, Public Distribution & Consumer Affairs	<p>Paddy Procurement in Kms 2023-24 (1st Crop) :</p> <ul style="list-style-type: none"> • District Target for KMS 2023-24 = 5000 MT. • No. of PPC allotted = 3 Nos. • Procuring Agency= AFCSCL and FCI • PPC start operation w.e.f 26/12/2023 at Tengakhat, w.e.f 26/12/2023 at Khowang. • Paddy sold so far by Farmers in the district=1317.6 MT <table border="1" data-bbox="716 684 1292 930"> <thead> <tr> <th>Month</th> <th>Paddy Procurement (Cumulative)</th> </tr> </thead> <tbody> <tr> <td>April/2024</td> <td>835.74 MT</td> </tr> <tr> <td>May/2024</td> <td>1279.76 MT</td> </tr> </tbody> </table> <p>Mustard Procurement in Kms 2023-24 (Rabi Crop):</p> <ul style="list-style-type: none"> • District Target for KMS 2023-24 = 450MT • No. of MPC allotted = 2 Nos. • Nos of godown allotted =1 Nos (Lalgodown) • Procuring Agency= AFCSCL • MPC start operation w.e.f 15th April,2024 • Mustard sold so far by Farmers in the district=421.50MT <table border="1" data-bbox="716 1377 1308 1581"> <thead> <tr> <th>Month</th> <th>Mustard Procurement (Cumulative)</th> </tr> </thead> <tbody> <tr> <td>April/2024</td> <td>66.25 MT</td> </tr> <tr> <td>May/2024</td> <td>375.55 MT</td> </tr> </tbody> </table> <p>The DC, Dibrugarh asked Deputy Director, Food, Public Distribution & Consumer Affairs Department, Dibrugarh to create mass awareness among the farmers for procurement of paddy and mustard.</p>	Month	Paddy Procurement (Cumulative)	April/2024	835.74 MT	May/2024	1279.76 MT	Month	Mustard Procurement (Cumulative)	April/2024	66.25 MT	May/2024	375.55 MT	Deputy Director, Food, Public Distribution & Consumer Affairs
Month	Paddy Procurement (Cumulative)															
April/2024	835.74 MT															
May/2024	1279.76 MT															
Month	Mustard Procurement (Cumulative)															
April/2024	66.25 MT															
May/2024	375.55 MT															

10	Social Sector	Education	<p>The Inspector of Schools, Dibrugarh presented the following information:</p> <ul style="list-style-type: none"> Regarding HSLC Result, 2024: <table border="1" data-bbox="760 352 1286 606"> <tr> <td>Total Candidate Appeared</td> <td>14400</td> </tr> <tr> <td>1st Division</td> <td>3895</td> </tr> <tr> <td>2nd Division</td> <td>4436</td> </tr> <tr> <td>3rd Division</td> <td>2281</td> </tr> <tr> <td>Total Passed</td> <td>10612</td> </tr> <tr> <td>Pass %</td> <td>73.6%</td> </tr> </table> <p>Teachers Training Component:</p> <ul style="list-style-type: none"> ➤ Regular monthly DACG, BACG & Cluster Teachers Meet is going on. ➤ Supervision and monitoring of schools by all DRG, BRG & CRG members ➤ 2-Day District Level "Jolly phonics" English Language Development Programme, successfully conducted targeting 200 nos of teachers for schools having Class- I learners, as a part of FLN activity for the FY 2024-25. ➤ State Level KRP Training on FLN has been trained up at SMO from 11th to 15th June, for conducting the Zonal/Block Level teachers training. ➤ 5-Day Zonal Level RP Training on FLN has been scheduled from 5th July to 9th July-2024, followed by 5-Day Block Level Teachers Training (in phase manner) after summer vacation ➤ 2-Day District Level RP Training on Science & Mathematics successfully conducted on 20th & 21st June-24 and 5-Day Block Level Teachers Training on Science & Mathematics for Upper Primary Schools, has been scheduled from 1st to 10th August-2024. <p>Following Activities are conducted at District Level as per instruction received from the State Level Literacy Mission Authority (SLMA) and as per</p>	Total Candidate Appeared	14400	1 st Division	3895	2 nd Division	4436	3 rd Division	2281	Total Passed	10612	Pass %	73.6%	Inspector of School
Total Candidate Appeared	14400															
1 st Division	3895															
2 nd Division	4436															
3 rd Division	2281															
Total Passed	10612															
Pass %	73.6%															

	Social Sector	Education	<p>guideline, under New India Literacy programme to cover the target:</p> <ul style="list-style-type: none"> ➤ Constitution of Executive Committee of District Literacy Mission Authority (DLMA). ➤ Selection of Key Resource Person. ➤ Selection of Master Trainer.- 19 Nos. ➤ Training of Master Trainers- on 30-10-2024 at DIET, Chabua. ➤ Selection of Surveyor. ➤ Training of Surveyor on 21-12-2023 at DIET, Chabua. ➤ Conduction of Survey and uploading in ULLAS App. ➤ Total Learners Identified- 20302 out of Total Target- 29698 hence (68.36 % covered) ➤ Identification of Volunteer Teacher. - 200 ➤ Distribution of Materials. ➤ Opening of Learning Centres.- Now Active Centres- 54 ➤ No of Learners taking Classes- 1825. (6.14 % covered of total target) ➤ The activities mainly conducted in Panitola, Lahowal, and Barboruah Development Block. <p>Block-wise Enrolment of Children under PM POSHAN FY 2024-25:</p> <table border="1" data-bbox="727 1381 1323 1837"> <thead> <tr> <th rowspan="2">Sl No.</th> <th rowspan="2">BLOCK</th> <th rowspan="2">No. of Schools + Centres</th> <th colspan="4">Enrolment</th> <th rowspan="2">No. of cook cum Helpers</th> </tr> <tr> <th>Bal Vatika</th> <th>LP</th> <th>UP</th> <th>Total</th> </tr> </thead> <tbody> <tr> <td>1</td> <td>Barbaruah</td> <td>239</td> <td>1208</td> <td>10800</td> <td>7119</td> <td>19127</td> <td>583</td> </tr> <tr> <td>2</td> <td>Joypur</td> <td>426</td> <td>662</td> <td>19332</td> <td>9720</td> <td>29714</td> <td>952</td> </tr> <tr> <td>3</td> <td>Khowang</td> <td>314</td> <td>1079</td> <td>12012</td> <td>7192</td> <td>20283</td> <td>695</td> </tr> <tr> <td>4</td> <td>Lahowal</td> <td>202</td> <td>1451</td> <td>11726</td> <td>5939</td> <td>19116</td> <td>477</td> </tr> <tr> <td>5</td> <td>Panitola</td> <td>148</td> <td>502</td> <td>7697</td> <td>4162</td> <td>12361</td> <td>362</td> </tr> <tr> <td>6</td> <td>Tengalhat</td> <td>285</td> <td>997</td> <td>13193</td> <td>6265</td> <td>20455</td> <td>646</td> </tr> <tr> <td>7</td> <td>Total</td> <td>1614</td> <td>5899</td> <td>74760</td> <td>40397</td> <td>121056</td> <td>3715</td> </tr> </tbody> </table>	Sl No.	BLOCK	No. of Schools + Centres	Enrolment				No. of cook cum Helpers	Bal Vatika	LP	UP	Total	1	Barbaruah	239	1208	10800	7119	19127	583	2	Joypur	426	662	19332	9720	29714	952	3	Khowang	314	1079	12012	7192	20283	695	4	Lahowal	202	1451	11726	5939	19116	477	5	Panitola	148	502	7697	4162	12361	362	6	Tengalhat	285	997	13193	6265	20455	646	7	Total	1614	5899	74760	40397	121056	3715	Inspector of School
Sl No.	BLOCK	No. of Schools + Centres	Enrolment				No. of cook cum Helpers																																																																	
			Bal Vatika	LP	UP	Total																																																																		
1	Barbaruah	239	1208	10800	7119	19127	583																																																																	
2	Joypur	426	662	19332	9720	29714	952																																																																	
3	Khowang	314	1079	12012	7192	20283	695																																																																	
4	Lahowal	202	1451	11726	5939	19116	477																																																																	
5	Panitola	148	502	7697	4162	12361	362																																																																	
6	Tengalhat	285	997	13193	6265	20455	646																																																																	
7	Total	1614	5899	74760	40397	121056	3715																																																																	

11	Economic Development	Agricultural Engineering		<p>Regarding installation of STW (Diesel/Electrical/Solar) Ph II, the Assistant Executive Engineer, Agricultural Engineering Department, Dibrugarh informed that 160 nos. of STW (127 Diesel, 33 Solar) commissioning have been on going.</p> <p>The Assistant Executive Engineer, Agricultural Engineering Department, Dibrugarh informed that the following works have been going on:</p> <ul style="list-style-type: none"> ▪ Construction of Knowledge Centre with training hall under RIDF – XXVII at Panitola Dev. Block, Panitola, Dibrugah (Contract amount Rs. 82,70,240.37) ▪ Construction of Knowledge Centre with training hall under RIDF – XXVII at Barbaruah Dev. Block Campus, Dibrugarh (Contract amount Rs. 75,45,500.00) ▪ Construction of Knowledge Centre with training hall under RIDF – XXV at Moran Seed Farm Campus, Moran (Contract amount Rs. 72,04,487.74) <p>The Assistant Executive Engineer, Agricultural Engineering Department, Dibrugarh informed that application collection has been going on for 96 nos. of “SPV water pumping system at 85% subsidy” under RIDF-XXIX.</p>	Assistant Executive Engineer, Agricultural Engineering Department
12	Social Sector	Social Welfare Department		<p>The District Social Welfare Officer, Dibrugarh presented the following details on Model AWCs:</p> <p>Status of Model AWCs sanctioned in 2023-24 under NIDA:</p> <ul style="list-style-type: none"> ➤ No of Model AWCs : 153 Nos. ➤ No of Model AWCs where work already started : 150 Nos. ➤ 1st instalment released AWCs : 150 Nos. ➤ 2nd Instalment released AWCs : 81 Nos. <p>Status of Model AWCs sanctioned in 2023-24 under RIDF (Phase II) :</p> <ul style="list-style-type: none"> ➤ No of Model AWCs : 65 Nos. ➤ No of Model AWCs where work already started : 60 Nos. 	District Social Welfare Officer

	Social Sector	Social Welfare Department		<ul style="list-style-type: none"> ➤ 1st instalment released AWCs : 56 Nos. ➤ 2nd Instalment released AWCs : 28 Nos. <p>Status of Model AWCs sanctioned in 2023-24 under SC&BC :</p> <ul style="list-style-type: none"> ➤ No of Model AWCs : 11 Nos. ➤ No of Model AWCs where work already started : 8 Nos. ➤ 1st instalment released AWCs : 7 Nos. <p>The DC, Dibrugarh, asked the District Social Welfare Officer, Dibrugarh to expediate the construction works of Model AWCs.</p> <p>Details on Pradhan Mantri Matru Vandana Yojana (PMMVY) for the FY 2023-24 :</p> <ul style="list-style-type: none"> ➤ Tentative Target : 10617 Nos. ➤ Achievement (1st April 2024 to 30th April, 2024) : 687 Nos. ➤ Achievement (%) : 6.47% <p>Regarding Measuring Efficiency of May, 2024:</p> <ul style="list-style-type: none"> ➤ Total Active Children: 70595 ➤ Total Active Children Measured: 55918 ➤ % of Children measured: 79.21 <p>Regarding CMAM Programme for the month of May, 2024:</p> <ul style="list-style-type: none"> ➤ No. of SAM Children enrolled: 14 Nos, ➤ SAM upgraded to Normal : 66 Nos. ➤ SAM upgraded to MAM : 27 Nos. ➤ Relapse : 0 ➤ Achievement (%) : 70.97% ➤ MAM upgraded to Normal: 1355 Nos. 	District Social Welfare Officer
13	Economic Development	Animal Husbandry and Veterinary Department		<p>The District Veterinary Officer, Dibrugarh informed that Artificial Insemination done during the month of May, 2024– 803 nos.</p> <ul style="list-style-type: none"> • Artificial Insemination done by Conventional Semen during the month of May, 2024- 567 Nos. • Artificial insemination done by sex sorted semen during the month of May, 2024- 236 Nos. 	District Veterinary Officer

	Economic Development	Animal Husbandry and Veterinary Department	<p>The District Veterinary Officer, Dibrugarh informed that AI borne Calf: 225 Nos.</p> <ul style="list-style-type: none"> • Nos. of AI borne Calf with Conventional Semen - 149 Nos. • Nos. of AI borne Calf with Sexed Semen/Sex Sorted Semen-76 Nos. <p>The Representative from District Veterinary Officer, Dibrugarh presented the following details on treatment/castration vaccination for the month of May, 2024:</p> <p><u>Nos. Of Cases Treated</u> Cattle -2444 Buffalo – 169 Pig– 2434 Poultry – 3429 Goat – 2227 Total - 10703</p> <p><u>Nos. Of Castration Done</u> Bull –338 Pig- 845 Goat – 934 Total -2117</p> <p><u>Nos. Of Animal Vaccinated During</u> RD/DP- 3000 ARV- 132 Total – 3132</p> <p>The representative from District Veterinary Officer, Dibrugarh presented the status report on vaccination:</p> <table border="1" data-bbox="716 1308 1323 1885"> <thead> <tr> <th>Vaccine</th> <th>Targeted Population</th> <th>Vaccine Doses Utilised Till Date</th> </tr> </thead> <tbody> <tr> <td>Brucella (Round II)</td> <td>10,874</td> <td>10,874</td> </tr> <tr> <td>CSF(Round II)</td> <td>44,660</td> <td>44,600</td> </tr> <tr> <td>Anti-Rabies Vaccine</td> <td>4,500</td> <td>3,926</td> </tr> <tr> <td>PPR Vaccine (Round I)</td> <td>31,100</td> <td>28,963</td> </tr> <tr> <td>LSD</td> <td>23,000</td> <td>21,200</td> </tr> </tbody> </table>	Vaccine	Targeted Population	Vaccine Doses Utilised Till Date	Brucella (Round II)	10,874	10,874	CSF(Round II)	44,660	44,600	Anti-Rabies Vaccine	4,500	3,926	PPR Vaccine (Round I)	31,100	28,963	LSD	23,000	21,200	District Veterinary Officer
Vaccine	Targeted Population	Vaccine Doses Utilised Till Date																				
Brucella (Round II)	10,874	10,874																				
CSF(Round II)	44,660	44,600																				
Anti-Rabies Vaccine	4,500	3,926																				
PPR Vaccine (Round I)	31,100	28,963																				
LSD	23,000	21,200																				

	Economic Development	Animal Husbandry and Veterinary Department		<p>The representative from District Veterinary Officer, Dibrugarh presented the status of Chief Minister Flagship Programme SOPD-G (22-23), Dibrugarh:</p> <ul style="list-style-type: none"> ➤ Total Application received and send to bank: 378 Nos. <ul style="list-style-type: none"> • Piggery → 323 Nos. • Poultry → 55 Nos. ➤ Total application sanctioned by Bank: 20 Nos. ➤ Total application rejected by bank : 6 Nos ➤ Total Applications pending at Bank: 352 Nos <p>Regarding Kisan Credit Card (KCC) the Representative from District Veterinary Officer, Dibrugarh informed the following:</p> <ul style="list-style-type: none"> • Total application accepted & send to Bank - 1369 Nos. • Total application sanctioned by Bank-206 Nos. • Total application Rejected-381 Nos. • Application pending at Bank-782 Nos. <p>The DC, Dibrugarh asked District Veterinary Officer, Dibrugarh to be ready with flood preparedness.</p>	District Veterinary Officer
14	Economic Development	Fishery Department		<p>The District Fishery Development Officer, Dibrugarh presented the following information regarding status of Pradhan Mantri Matsya Sampada Yojana (PMMSY) for the year 2022-23 :</p> <ul style="list-style-type: none"> ➤ Civil works under progress for 99 Nos. of 'New Rearing Ponds' and 72 Nos. of 'New Ponds Constructed under NEH' component. ➤ Procurement have been going on for the components 'Input for Fish Farming under NEH', 'Inputs for Integrated Farming System' and 'Fl Stocking in wetlands. ➤ Civil works under process for 1 No. of Fish Kiosk. ➤ For the component 'Livelihood Support' procurement process have been going on. 	District Fishery Development Officer

	Economic Development	Fishery Department		<p>The District Fishery Development Officer, Dibrugarh presented the following information regarding status of Pradhan Mantri Matsya Sampada Yojana (PMMSY) for the year 2023-24 :</p> <ul style="list-style-type: none"> ➤ Civil works under progress for 60 Nos. of 'New Rearing Ponds' and 61 Nos. of 'New Ponds Constructed under NEH' component. ➤ Procurement have been going on for the components 'Input for Fish Farming under NEH' and 'FI Stocking in wetlands. ➤ Civil works under progress for 1 No. of Mini Feed Mill and 1No. of Finfish Hatchery. ➤ Procurement have been going on for 4 Nos. of 'Three Wheelers with Ice Box' component. <p>The DC, Dibrugarh asked, the District Fishery Development Officer, Dibrugarh for early distribution of schemes.</p> <p>The District Fishery Development Officer, Dibrugarh informed the following details for KCC loan under Fishery Department:</p> <ul style="list-style-type: none"> ➤ Total Nos. of KCC proposal Submitted to Bank Branch: - 732 Nos. ➤ Total Nos. of KCC rejected by Bank Branch: - 148 Nos. ➤ Total Nos. of KCC proposal are pending in bank branches: -560 Nos. ➤ Total Nos. of KCC sanctioned by Bank Branch: 24 Nos. <p>The Fishery Development Officer, Dibrugarh presented the following status of Group Accidental Insurance Scheme (GAIS) for Fishers: Total Nos. of Target: 10000Nos. Target achieved till date: 7279Nos.</p>	District Fishery Development Officer
15	Economic Development	Handloom and Textile Department		<p>The Assistant Director, Handloom & Textile Department, Dibrugarh informed the following details:</p> <ul style="list-style-type: none"> • The total of 21569 nos. of wavers registered in Dibrugarh district under SWANIRBHAR NAARI portal. 	Assistant Director, Handloom and Textile

	Economic Development	Handloom and Textile Department		<ul style="list-style-type: none"> • 3rd Phase of procurement process of benchmark Handloom products, which initially started for 30 days from 20/01/2024 onwards till 19/02/2024. • Amounting Rs. 13,97,910/of benchmark Handloom items of procured at Dibrugarh district during 3rd phase of procurement. • The procure 16 benchmark Handloom products at prefixed price would be sold through AGMC, ARTFED. • 3rd Phase of the procurement process of benchmark Handloom products, which initially started for another 30 days from 20/01/2024 onwards till 19/02/2024. • Around Rs. 3,53,6,13/- of benchmark Handloom items Sold till date at Dibrugarh district. (During the Month of May Rs. 30,934 /- & June till date Rs. 6890/- <p>Regarding a skill development scheme “SAMARTH” under Ministry of Textiles, Govt. of India in collaboration with Directorate of Handloom & Textiles, Assam the Assistant Director, Handloom & Textile Department, Dibrugarh informed the following:</p> <ul style="list-style-type: none"> ➤ 30 nos. Trainees will impart in Jacquard Weaving in each Handloom Production Cum Training Centre Namrup for 45 days training. ➤ Total 6 nos. batch would be trained up in HTPC. ➤ Training of 4th Batch was completed at HTPC, Nigam GP. ➤ MIS completed for 5th Batch. ➤ Collection of application forms and registration are still going on for the above center. ➤ Total 134 nos. trainees completed their training. 	Assistant Director, Handloom and Textile
--	----------------------	---------------------------------	--	--	--

	Economic Development	Handloom and Textile Department		The Assistant Director, Handloom & Textile Department, Dibrugarh informed that a total of 44 No. of student took admission for the 2024-2025 academic session of Jacquard Training.	Assistant Director, Handloom and Textile																				
16	Economic Development	Sericulture Department		<p>The Assistant Director, Sericulture Dibrugarh informed that 15800 Kg of Eri Cut Cocoon, 470 Kg. of Muga Raw Silk and 320 Kg. of Mulberry Raw Silk have been produced till the month of June for the year, 2024-25.</p> <p>The Assistant Director, Sericulture Dibrugarh informed that as per direction of DC, Dibrugarh, case studies have been conducted in 10 (Ten) Nos. of villages i) Madhupur Deori Gaon, ii) Sorai Habi Gaon, iii) Kutuha Na-Gaon, iv) Puroi Bolai Gaon, v) Natun Bolai Gaon, vi) Dainijan Gaon, vii) Lepetkata Kachari Gaon, viii) Lakhinagar Gaon, ix) Natun Nirmali Gaon and x) Borpothar Konwar gaon regarding the outcome of mulberry seed distribution. Based on the case study, it has been noticed that the production was not good due to low percentage (only 20%) of seed hatching. The cocoons produced were reeled and would be used for fabric production.</p>	Assistant Director, Sericulture Department																				
17	Economic Development	Industries and Commerce Department		<p>The General Manager, District Industries and Commerce Department, Dibrugarh presented the following details on Chief Minister's Atmanirbhar Asom Abhijan (CMAAA):</p> <ul style="list-style-type: none"> ➤ Total No. of application received-3731 Nos. ➤ Number of applications received for Professional Course-16 Nos. ➤ Number of Committees-9 Nos. ➤ Interview Commencement-28th February, 2024 <table border="1" style="width: 100%; border-collapse: collapse;"> <thead> <tr> <th>Sl No.</th> <th>Sector</th> <th>Application Received</th> <th>Applicants attended before DLSC</th> <th>Percentage</th> </tr> </thead> <tbody> <tr> <td>1</td> <td>Veterinary</td> <td>2056</td> <td>1649</td> <td>80.20%</td> </tr> <tr> <td>2</td> <td>Fisheries</td> <td>276</td> <td>256</td> <td>92.75%</td> </tr> <tr> <td>3</td> <td>Others</td> <td>243</td> <td>213</td> <td>87.65%</td> </tr> </tbody> </table>	Sl No.	Sector	Application Received	Applicants attended before DLSC	Percentage	1	Veterinary	2056	1649	80.20%	2	Fisheries	276	256	92.75%	3	Others	243	213	87.65%	General Manager, District Industries and Commerce
Sl No.	Sector	Application Received	Applicants attended before DLSC	Percentage																					
1	Veterinary	2056	1649	80.20%																					
2	Fisheries	276	256	92.75%																					
3	Others	243	213	87.65%																					

Economic Development	Industries and Commerce Department		4	Service	1032	865	83.81%	General Manager, District Industries and Commerce																									
			5	Agriculture/ Horticulture	124	96	77.42%																										
	Total	3731	3079	82.52%																													
<p>The General Manager, District Industries and Commerce Department, Dibrugarh presented the following details on PM Vishwakarma Scheme 2023 in Dibrugarh District:</p> <ul style="list-style-type: none"> • Registration process of Artisans of Dibrugarh District Starts from- 7th November,2023 • Total Number of Artisans registered as on 17/06/2024:-19160 Nos. • Total Number of Gaon Panchayats:-93 Nos. • Total Number of Gaon Panchayats onboarded: -92 Nos. • Total Number of Urban Local Bodies (ULBs):-4 Nos. <p>Status Report of Training Under Pm-Vishwakarma Scheme:</p> <table border="1"> <thead> <tr> <th>Sl. no</th> <th>Training Centre</th> <th>Trades</th> <th>Ongoing</th> <th>Trained</th> </tr> </thead> <tbody> <tr> <td>1</td> <td>Gram Tarang Employability Service Pvt. Ltd Chabua</td> <td>Tailoring</td> <td>0</td> <td>465</td> </tr> <tr> <td>2</td> <td>Shri Vishwamitra Shikshan Samiti</td> <td>Assistant Hair Dresser</td> <td>0</td> <td>46</td> </tr> <tr> <td>3</td> <td>Shri Vishwamitra Shikshan Samiti</td> <td>Tailoring</td> <td>0</td> <td>441</td> </tr> <tr> <td colspan="3"></td> <td>Total</td> <td>952</td> </tr> </tbody> </table> <p>The General Manager, DICC Dibrugarh informed the following the following details on PMFME:</p> <ul style="list-style-type: none"> ➤ Financial Year: 2024-25 ➤ Target: 406 ➤ Application Forwarded to Bank: 41 									Sl. no	Training Centre	Trades	Ongoing	Trained	1	Gram Tarang Employability Service Pvt. Ltd Chabua	Tailoring	0	465	2	Shri Vishwamitra Shikshan Samiti	Assistant Hair Dresser	0	46	3	Shri Vishwamitra Shikshan Samiti	Tailoring	0	441				Total	952
Sl. no	Training Centre	Trades	Ongoing	Trained																													
1	Gram Tarang Employability Service Pvt. Ltd Chabua	Tailoring	0	465																													
2	Shri Vishwamitra Shikshan Samiti	Assistant Hair Dresser	0	46																													
3	Shri Vishwamitra Shikshan Samiti	Tailoring	0	441																													
			Total	952																													

	Economic Development	Industries and Commerce Department	<ul style="list-style-type: none"> ➤ Pending At Bank: 36 ➤ Sanctioned By Bank: 14 ➤ Rejected By Bank: 0 ➤ Sanctioned Amount (In Lakh) : 18.95 ➤ Total Subsidy Amount (In Lakh) : 7.4 ➤ Disbursed Amount (In Lakh) : 5.58 <p>The General Manager, DICC Dibrugarh informed the following details on CLAIMS under NEIDS 2017:</p> <table border="1" data-bbox="716 594 1321 1075"> <thead> <tr> <th>Sl No</th> <th>Name Of Scheme</th> <th>Number Of Application</th> <th>Applications Recommended</th> </tr> </thead> <tbody> <tr> <td>1</td> <td>CCIIAC</td> <td>40 applications, 5 Seeked for Clarification 5 (Double applications)</td> <td>30 Total recommended</td> </tr> <tr> <td>2</td> <td>CII (Central interest Incentive)</td> <td>7 applications,</td> <td>1 Total recommended</td> </tr> <tr> <td>3</td> <td>CCII(Central Comprehensive Insurance Incentive)</td> <td>6 applications,</td> <td>4 Total recommended</td> </tr> </tbody> </table> <p>The General Manager, DICC Dibrugarh presented the following details on the Status of Zed Certifications in Dibrugarh District:</p> <table border="1" data-bbox="716 1230 1317 1551"> <thead> <tr> <th>Sl No.</th> <th>Category</th> <th>Total Unit Registered</th> </tr> </thead> <tbody> <tr> <td>1</td> <td>Gold</td> <td>1</td> </tr> <tr> <td>2</td> <td>Silver</td> <td>0</td> </tr> <tr> <td>3</td> <td>Bronze</td> <td>36</td> </tr> <tr> <td></td> <td>Total</td> <td>37</td> </tr> </tbody> </table> <p>The General Manager, District Industries and Commerce Department, Dibrugarh presented the following proposed Mini/Micro Industrial Estate:</p> <table border="1" data-bbox="716 1707 1325 1904"> <thead> <tr> <th>Location</th> <th>Area In Bigha</th> <th>Remarks if Any</th> </tr> </thead> <tbody> <tr> <td>2 No. Sapkait Village, Tingkhong</td> <td>83 Bigha-3 Katha-13 Lecha</td> <td>Total Project Cost 2625 Lakhs, Implantation Agency AIDC</td> </tr> </tbody> </table>	Sl No	Name Of Scheme	Number Of Application	Applications Recommended	1	CCIIAC	40 applications, 5 Seeked for Clarification 5 (Double applications)	30 Total recommended	2	CII (Central interest Incentive)	7 applications,	1 Total recommended	3	CCII(Central Comprehensive Insurance Incentive)	6 applications,	4 Total recommended	Sl No.	Category	Total Unit Registered	1	Gold	1	2	Silver	0	3	Bronze	36		Total	37	Location	Area In Bigha	Remarks if Any	2 No. Sapkait Village, Tingkhong	83 Bigha-3 Katha-13 Lecha	Total Project Cost 2625 Lakhs, Implantation Agency AIDC	General Manager, District Industries and Commerce
Sl No	Name Of Scheme	Number Of Application	Applications Recommended																																						
1	CCIIAC	40 applications, 5 Seeked for Clarification 5 (Double applications)	30 Total recommended																																						
2	CII (Central interest Incentive)	7 applications,	1 Total recommended																																						
3	CCII(Central Comprehensive Insurance Incentive)	6 applications,	4 Total recommended																																						
Sl No.	Category	Total Unit Registered																																							
1	Gold	1																																							
2	Silver	0																																							
3	Bronze	36																																							
	Total	37																																							
Location	Area In Bigha	Remarks if Any																																							
2 No. Sapkait Village, Tingkhong	83 Bigha-3 Katha-13 Lecha	Total Project Cost 2625 Lakhs, Implantation Agency AIDC																																							

	Economic Development	Industries and Commerce Department		<table border="1"> <tr> <td data-bbox="716 182 927 331">Mancota Khonikar, Kacharbari Gaon</td> <td data-bbox="927 182 1133 331">10 Bigha</td> <td data-bbox="1133 182 1325 331">1. Under possession of CRPF, Report send to Govt.</td> </tr> <tr> <td data-bbox="716 331 927 447">Sajaan Gaon, Near Bogibeel Bridge</td> <td data-bbox="927 331 1133 447">100 Bigha</td> <td data-bbox="1133 331 1325 447">Aquired and handed over to AIDC.</td> </tr> <tr> <td data-bbox="716 447 927 562">TCPC, Chabua</td> <td data-bbox="927 447 1133 562">1 Bigha</td> <td data-bbox="1133 447 1325 562">1. Report send to Govt. for conversion to IE</td> </tr> <tr> <td data-bbox="716 562 927 722">Kabir Tea Industry Near Siksha Valley School, Khanikar,</td> <td data-bbox="927 562 1133 722">90 Bigha (approximately)</td> <td data-bbox="1133 562 1325 722">1. It is under process to be purchased by AIDC</td> </tr> </table>	Mancota Khonikar, Kacharbari Gaon	10 Bigha	1. Under possession of CRPF, Report send to Govt.	Sajaan Gaon, Near Bogibeel Bridge	100 Bigha	Aquired and handed over to AIDC.	TCPC, Chabua	1 Bigha	1. Report send to Govt. for conversion to IE	Kabir Tea Industry Near Siksha Valley School, Khanikar,	90 Bigha (approximately)	1. It is under process to be purchased by AIDC	General Manager, District Industries and Commerce
Mancota Khonikar, Kacharbari Gaon	10 Bigha	1. Under possession of CRPF, Report send to Govt.															
Sajaan Gaon, Near Bogibeel Bridge	100 Bigha	Aquired and handed over to AIDC.															
TCPC, Chabua	1 Bigha	1. Report send to Govt. for conversion to IE															
Kabir Tea Industry Near Siksha Valley School, Khanikar,	90 Bigha (approximately)	1. It is under process to be purchased by AIDC															
18	Infrastructure	Irrigation Department		<p>The General Manager, District Industries and Commerce Department, Dibrugarh informed the following details on Udyam Registration:</p> <table border="1"> <thead> <tr> <th data-bbox="716 879 1122 961">Years</th> <th data-bbox="1122 879 1305 961">No of Registration</th> </tr> </thead> <tbody> <tr> <td data-bbox="716 961 1122 1026">2024-25(Till the month of May)</td> <td data-bbox="1122 961 1305 1026">1481</td> </tr> </tbody> </table> <p>The Executive Engineer, Irrigation (Dibrugarh-Lahowal-Chabua Division) informed the following details regarding SOPD-G for the year 2023-24:</p> <ol style="list-style-type: none"> I. Work in progress LIS from River Burhidihing at Romai Ghat with 7% of physical progress. II. Supply and Installation of Solar Powered Mobile Lift Irrigation Scheme (3 H.P.) under Chabua LAC (Two Points) with 30% of physical progress. III. Work order issued but work not yet started due to rain for (i) Aithan Dighala Gaon Solar Powered MDTW Irrigation Scheme (1 point), (ii) Solar Powered MDTW (2 Points) at Romai Area, (iii) Solar Powered MDTW Irrigation Scheme at Paniera Gaon (3 Points) and (iv) Solar Powered MDTW (3 Points) at Niz Rahmaria Area. 	Years	No of Registration	2024-25(Till the month of May)	1481	Executive Engineer, Irrigation								
Years	No of Registration																
2024-25(Till the month of May)	1481																

	Infrastructure	Irrigation Department		The Executive Engineer, Irrigation (Moran-Tingkhong Division) informed that tender process completed and work order issued for the scheme “Solar Powered TW scheme at Tingkgong LAC, Kololowa Gaon Area (19 Points)” under SOPD-G for the year 2023-24.	Executive Engineer, Irrigation
19	Economic Development	Soil Conservation		<p>The Divisional Officer, Soil Conservation Dibrugarh informed that the following schemes under SOPD-G for the financial year 2023-24, (i) Construction of Channel Cutting at Balibatjan, (ii) Construction of Drainage Channel at Ochijan have been completed and the scheme ‘Construction of Drainage Channel at Kapurduwa’ work would be starting soon.</p> <p>The Divisional Officer, Soil Conservation Dibrugarh informed that the works have been ongoing for the scheme ‘R.C.C. Water Distribution Project at Bebejia Pathar,’ with 95% of progress till date under RIDF-XXVIII.</p>	Divisional Officer, Soil Conservation
20	Reforms, Governance Facilitation & Regulation	Excise		<p>Regarding revenue collected during current financial year the Inspector of Excise, Dibrugarh informed that Rs.27.17 Cr. have been collected till the month of May, 2024 out of the Revenue Target of 188.68 Cr.</p> <p>Detection for the month of May, 2024:</p> <ul style="list-style-type: none"> ▶ Raid Conducted : 179 Nos ▶ Case Detected : 235 Nos ▶ I.D. Liquor Seized : 1543 Litres ▶ F.W. : 9425 Litres ▶ Pachowai : 66 Kgs ▶ Total Imfl Seized : 8278.09 Litres ▶ Total Beer Seized : 45913.75 Litres 	Inspector of Excise
21	Infrastructure	Transport Department		The District Transport Officer, Dibrugarh informed that during FY 2023-24- Rs. 84.96 Crs. have been collected out of the revenue target of 92.20 Crs. For the Financial year 2024-25, target yet to be fixed.	District Transport Officer
22	Social Sector	Sports and Youth Affairs		The District Sports Officer, Dibrugarh informed that Zone Wise Inter- School Football Tournament 2024-25 (5 zones i.e Barbaruah & Lahowal Block, Joypur Block, Panitola & Tengakhat Block,	District Sports Officer

	Social Sector	Sports and Youth Affairs		Khawang Block, Tingkhong Block), was held Zone wise from 14 th to 17 th June, 2024 under age group (i) Under 15yrs (Boys), (ii) Under 17yrs (Boys) and (iii) Under 17yrs (Girls. She further informed that Zone wise winners of all categories would participate in Inter Zonal Dibrugarh District which will be held at Dibrugarh and the winners of inter Zonal competition would participate in District Level Competition which would be held in Guwahati.	District Sports Officer
23	Infrastructure	Pradhan Mantri Awas Yojana (Urban)		The City Project Manager, Pradhan Mantri Awas Yojana (Urban) informed that out of 5,626 nos. of approved beneficiaries, 4,701 nos. of Beneficiaries have been finalized, 4,511 nos. of beneficiaries have received 1 st Installment, 3,045 nos. of beneficiaries have received 2 nd instalment, 735 nos. have received 3 rd installment and 2,226 nos. of houses have been completed so far. The DC, Dibrugarh asked, the City Project Manager, Pradhan Mantri Awas Yojana (Urban) to expediate the completion as the progress is slow.	City Project Manager, PMAYU

During the meeting, the DC, Dibrugarh launched “Mission Annasthan”- an initiative by the Dibrugarh District Administration to construct clean and hygienic dining halls to be established in 100 schools of Dibrugarh.

Towards the end of the meeting the District Commissioner, Dibrugarh informed all HoD’s that DC’s Conference would be held at Lakhimpur from 1st to 3rd July, 2024, therefore all Officer’s were asked not to leave headquarter as the DC’s Conference report preparation was in progress.

The Meeting ended with vote of thanks from the chair.

Signed by

Bikram Kairi

Date: 18-07-2024 18:12:14

District Commissioner

Dibrugarh

Memo No.TND-27/8/2023-T&P-DBR/256-289

Date: /07/2024

Copy to:

- 1) The Addl. Chief Secretary to the Govt. of Assam, Transformation and Development Deptt, Dispur, Guwahati -6 for favour of kind information.
- 2) The Additional Secretary to the Govt. of assam, Transformation and Development Deptt, Dispur Guwahati -6 for favour of kind information.
- 3) All Additional Deputy Commissioner, Dibrugarh for information.
- 4) All Dist. Heads of Departments, Dibrugarh for information and necessary action. They are requested to take action relating to their Deptt./Sector and submit action taken report latest by next 3rd day of the month.
- 5) All Circle Officers, Rev. Circle for information and necessary action.
- 6) The District Informatics Officer, NIC, Dibrugarh. He is requested to upload the minutes in the district website.

(e-signed)
District Commissioner,
Dibrugarh

Monthly status of Fund receipt and utilization for the Month of June 2024

A. For Schemes: Funds received.

Sl. No.	Adm in Dept.	Name of Scheme (+Implementation Agency)	PFMS Code & SLS Code	Category CS/CSS/State/EAP etc.	Opening Balance With CAN/SNA/Other s- as applicable.		Opening Balance with the District/Council/Ot her-as applicable.		Current Year Allocation to District*		Fund received in the current Year		Total funds available for Scheme	Funds utilised till now Amount & (% in bracket)		Amount for which Ucs are pending at the end of previous year	Utilisati on Certific ate submitt ed against total availabl e funds for the current year.	Amount for which Ucs are pending as on date.		Remarks
					Central Share	Stat e Shar e	Central Share	State Share	Centr al Share	Stat e Shar e	Centr al Share	Stat e Shar e		Central Share	Stat e Shar e			Of Previous Year	Of Curre nt Year	
1	2	3	4	5	6	7	8	9	10	11	12	13	14	15	16	17	18	19	20	21
1		RKVY(2018-19) 1.Assistance for raising Eri food plantation 2.Constructio n of rearing house	NA	CS	Rs3035287/-		NA	NA					Rs 30,35,287/-	2188386/-	NA	NIL	NA			
2		CSR Fund(BCPL)		CSR	Rs1100000/-								Rs 1100000/-	695000(63%)	NA	NIL	NA			

* Will be provided by the HOD/Concerned Agency. PFMS: Public Finance Management System; SLS : State Linked Scheme-State Code.

Annexure-B

B. Schemes for which no funds are received by the District/Council: For (Please visit: <https://www.indiabudget.gov.in/index.php>-and concerned Ministry/ Department website to know the list of Central schemes of current and previous year)

Sl. No.	Administrative Department	Scheme Name	Reasons	Remarks if any
1		NA		
2				

25/6/24

Annexure-C.

Physical Progress of Works under different Schemes/Programmes/Projects across Departments-or Current Year

Sl No.	Admin Dept.	Name of Scheme	Number of works sanctioned in the current year	Progress of current year work/services- Categories number of works based on the stage of physical progress						
				100%	75-99%	50-74%	25-49%	1-25%	Not started	
1	Sericulture	RKVY	Construction of Rearing house		✓					

Annexure-D

Physical Progress of Works under different Schemes/Programmes/Projects across Departments-of Previous Years

Sl. No.	Admin Dept.	Name of Scheme	Total Number of works pending as on the last date of previous Financial Year	Number of Years delayed for completion- as on the last date of last Financial Year – Categories works based on the delay in completion					Progress of Pending works of previous Years pending as on the last date of last Financial Year-Categories works based on the stage of physical progress						
				Less than 1 year	>=1 to <3 years	>=3 to <5 years	>=5 years	Total	100%	75-99%	50-74%	25-49%	1-25%	Not Started	
1	Sericulture	RKVY	Plantation In Progress					NA						✓	


 Assistant Director of Sericulture, i/c
 Assistant Director
 Sericulture Dibrugarh

Monthly status of Fund receipt and utilisation for the Month of May and June Year 2024

Annexure-

A

A. For Schemes: Funds received.

Sl. No.	Admin. Dept	Name of Scheme(Implementation Agency)	PFMS Code & SLS Code	Category CS/CS S/State/EAP etc.	Opening Balance With CNA/SNA /Others- as applicable		Opening Balance with the District/Council/Others- as applicable		Current Year Allocation to district*		Fund received in the current Year		Total funds available for Scheme	Funds utilised- till now Amount & (% in bracket)		Amount for which Ucs are pending at the end of previous year	Utilisation Certificate submitted against total available funds for the current year	Amount for which UCs are pending as on date		Remarks
					Central Share	State Share	Central share	State Share	Central Share	State Share	Central Share	State Share		Central Share	State Share			Of Previous year	Of Current Year	
1	2	3	4	5	6	7	8	9	10	11	12	13	14	15	16	17	18	19	20	21
1		Pradhan Mantri Fasal Bima Yojana (PMFBY)	-	CS	NIL	NIL	3836	NIL	NIL	NIL	NIL		3836	NIL		NIL	NIL	NIL	NIL	
2		Pradhan Mantri Krishi Samman Nidhi (PM-KISAN)	3624	CS	2890	NIL	NIL	NIL	NIL		NIL		2890	NIL		NIL	NIL	NIL	NIL	
3	Agriculture	Rashtriya Krishi Vikash Yojana (RKVY)	AS9	CSS	NIL	NIL	NIL	NIL	NIL		NIL		NIL	NIL		NIL	NIL	NIL	NIL	
4		Pradhan Mantri Krishi Sinchayee Yojana (PMKSY)	AS214	CSS	NIL	NIL	NIL	NIL	NIL		NIL		NIL	NIL		NIL	NIL	NIL	NIL	
5		Agricultural Technology Management Agency (ATMA)	AS52	CSS	NIL	NIL	NIL	NIL	2209162		2866216		2866216	2866216 (100% Utilised)		NIL	NIL	NIL	NIL	
6		National Food & Security Mission (NFSM)	AS10	CS	NIL	NIL	NIL	NIL	132000		198000		198000	198000 (100% Utilised)		NIL	NIL	NIL	NIL	

* will be provided by the HOD/Concerned Agency .PFMS: Public Finance Management System; SLS: State Linked Scheme-State Code.

AS 25/6/24

B. Schemes for which no funds are received by the District/Council : For (Please visit <https://www.indiabudget.gov.in/index.php> and concerned Ministry/Department website to know the list of Centrals schemes of current and previous years)

Sl. No.	Admin. Dept	Scheme Name	Reasons	Remarks
1	Agriculture	Chief Minister's Samagra Gramya Unnayan Yojana (CMMSGUY)		
2		National Mission for Sustainable Agriculture (NMSA) - Rainfed Area Development (RAD)		
3		Paramparagata Krishi Vikash Yojana (PKVY)		
4		SOIL HEALTH CARD		
5		Assam Agribusiness and Rural Transformation Project (APART)		
6		Assam Fodder Mission		
7		Kisan Credit Card		
8		Sali Paddy		
9		Assam Millet Mission		
10		Sub Mission on Agriculture Mechanization (SMAM)		
11		Horticulture Mission for North East & Himalayan States HMNEH		

Aw
25/6/24

Annexure-C.

Physical Progress of Works under different Schemes/Programmes/Projects across Departments-of Current Year

SL No	Admin. Dept.	NameofScheme	Number of Works sanctioned in the currentYear	Progress of Current Year works/Services- Categories number of works based on the stage of physical progress						
				100%	75-99%	50-74%	25-49%	1-25%	Notstarted	

Annexure-D


Physical Progress of Works under different Schemes/Programmes/Project sacross Departments-of Previous

Years

S. No	Admin. Dept.	Name of Scheme	Total Number of Works pending as on the last date of previous Financial Year	Number of Years delayed for completion-as on the last date of last Financial Year- Categories works based on the delay in completion.					ProgressofPendingworksofpreviousYearspendingasont he lastdateoflastFinancialYear-Categoriseworksbasedon thestageof physicalprogress							
				Less than 1Yr	>=1to <3Yrs	>=3to <5Yrs	>=5	Total	100%	75-99%	50-74%	25-49%	1-25%	Notstarted		

Adj
25/6/24


Sl.No	Admin. Dept.	Name of Scheme (Implementation Agency)	PFMS Code & SLS Code	Category CS/CSS State/ EAP etc.	Opening Balance With CNA /SNA Others- as applicable.		Opening Balance with the District/Council Others- as applicable.		Current Year Allocation to District		Fund received in the current Year		Total funds available for Scheme	Funds utilised- till now amount & (% in bracket)		Amount for which UCs are pending at the end of previous year	Utilisation Certificate submitted against total available funds for the current year	Amount for which UCs are pending as on date.		Remarks	
					Central Share	State Share	Central Share	State Share	Central Share	State Share	Central Share	State Share		Central Share	State Share			Of Previous Year	Of Current Year		
1	2	3	4	5	6	7	8	9	10	11	12	13	14	15	16	17	18	19	20	21	
11	Water Resource Department	Protection of DTP Dyke from Stone Spur No. IV to VIII and Aithan bund from the erosion of River Brahmaputra- Ph-I (NIDA)		CS					NIL	NIL	1209.83L	NIL	-	-	-	-	-	-	-		
12		Strengthening of existing protection works at Pukhurijan and its adjoining areas (NIDA)		CS					NIL	NIL	NIL	NIL	-	-	-	-	-	-	-		
13		Protection of Naharkatiya Joypur road from the flooding of river Buridehing near Longjong Gaon(NIDA)		CS						NIL	NIL	NIL	NIL	-	-	-	-	-	-	-	
14		Brahmaputra River Front Development at Dibrugarh(Under CIDF)		STATE						NIL	NIL	NIL	8519.16L	-	-	-	-	-	-	-	
15		Installation of 2 Nos. water pumps for mitigation of urban flooding in DMB area at Dibrugarh(Under CIDF)		STATE						NIL	NIL	NIL	108.47L	-	-	-	-	-	-	-	
16		Flood Protection Scheme for Dinjan Army Camp along the Left Bank of River Brahmaputra(Under Ministry of Defence)		CS						NIL	NIL	4799.23L	NIL	-	-	-	-	-	-	-	
17		Integrated Water Resources management of Buridehing Basin(Under World Bank)								NIL	NIL	8519.16L	NIL	-	-	-	-	-	-	-	


 Executive Engineer
 Dibrugarh W.R. Division
 Dibrugarh

Annexure-B

B.SI. No. funds are received by tile District/Council

Sl. No.	Administrative Department	Scheme Name	Reasons	Remarks if any
-	-	-	-	-


Executive Engineer
Dibrugarh W.R. Division
Dibrugarh

Physical Progress or Works under different Schemes/ Programmes/Projects across Departments- of Current Year

Sl.No	Admin. Dept.	Name or Scheme	Number of Works sanctioned in the current Year	Progress of current year works services categorise number of works based on the stage of physical progress						Remarks
				100%	75-99%	50-74%	25-49%	1-25%	Not started	
1	Water Resource Department	R/S of Moinamiri Ring Bund (Baruah Gaon to Sessamukh)(Under SOPD-G)		-	-	-	-	-		Overall physical progress 98%
2		Construction of office building of Dibrugarh Mechanical W.R. Sub-Division along with workshop & upgradation of Boundary area (Under SOPD-G)		-	-	-	-	-		Overall physical progress 100%
3		Construction of Ring bund to protect Bordoibam area along the L/B of river Sessa (Under SOPD-G)		-	-	-	-	-		Overall physical progress 45%
4		Construction of Ikorani ring bund on the left bank of river Disam from Ghuguloni to Paniabura village (Under SOPD-G)		-	-	-	-	-		Overall physical progress 95%
5		Construction of embankment along the R/B of river Sessa from Lezai Tiniali to Garudhana Patra gaon (Under SOPD-FDR)		-	-	-	-	-		Overall physical progress 77%
6		Raising and strengthening of road cum bund on the L/B of river Digboi from 8 no. Bongaligaon to Gariabam (Under SOPD-FDR)		-	-	-	-	-		Overall physical progress 90%
7		Restoration of flood damages by river Brahmaputra at Rohmorla from H.S. School to Borotichuk (Under SOPD-FDR)		-	-	-	-	-		Overall physical progress 98%
8		Restoration of flood damages at Pukhurijan area from the devastation of river Brahmaputra(Under RIDF-XVIII)		-	-	-	-	-		Overall physical progress 95%
9		Restoration of flood damages from Nagaghuli to Philonoguri of Oakland dyke including construction of retirement(Under RIDF-XVIII)		-	-	-	-	-		Overall physical progress 92%
10		Restoration of flood damages at Rohmorla area on left bank of river Brahmaputra from Lokasoni to Liting gaon at 2nd & 3rd km(Under RIDF-XVIII)		-	-	-	-	-		Overall physical progress 87%

Sl.No	Admin. Dept.	Name or Scheme	Number of Works sanctioned in the current Year	Progress of current year works services categorise number of works based on the stage of physical progress						Remarks
				100%	75-99%	50-74%	25-49%	1-25%	Not started	
11		Protection of DTP Dyke from Stone Spur No. IV to VIII and Aithan bund from the erosion of River Brahmaputra- Ph-I.(NIDA)								Overall physical progress 22.95%
12		Strengthening of existing protection works at Pukhurijan and its adjoining areas.(NIDA)								Overall physical progress 15%
13		Protection of Naharkatiya Joypur road from the flooding of river Buridehing near Longjong Gaon(NIDA)								
14		Brahmaputra River Front Development at Dibrugarh(Under CIDF)		-	-	-	-	-		Overall physical progress 43%
15		Installation of 2 Nos. water pumps for mitigation of urban flooding in DMB area at Dibrugarh(Under CIDF)		-	-	-	-	-		Overall physical progress 73%
16		Flood Protection Scheme for Dinjan Army Camp along the Left Bank of River Brahmaputra(Under Ministry of Defence)		-	-	-	-	-		Overall physical progress 72.40%
17		Integrated Water Resources management of Buridehing Basin(Under World Bank)		-	-	-	-	-		Overall physical progress 62%


 Executive Engineer
 Dibrugarh W.R. Division
 Dibrugarh

Physical Progress of Works under different Schemes/ Programmes/Projects across Departments of Previous Years

Sl.No	Admin. Dept.	Name of Scheme	Total Number of Works pending as on the last date of previous Financial Year	Number or Years delayed for completion - as on the last date of last Financial Year-Categorise works based on the delay in completion					Progress of Pending works of previous Years pending as on the last date of last Financial Year-Categorise works based on the stage of physical progress					Remarks
				Less than 1 Yr	>= 1 to <3 Yrs	>=3 to <5 Yrs	>=5	Total	100%	75-99%	50-74%	25-49%	1-25%	
1	Water Resource Department	R/R of Musarna Ring Bund (Baruah Gaon to Samsamukh)(Under SOPD-G)		-	-	-	-	-	-	-	-	-	-	Overall physical progress 98%
2		Construction of office building of Dibrugarh Mechanical W.R. Sub-Division along with workshop & upgradation of boundary area (Under SOPD-G)		-	-	-	-	-	-	-	-	-	-	Overall physical progress 100%
3		Construction of Ring bund to protect Bordobari area along the L/R of river Sessa (Under SOPD-G)		-	-	-	-	-	-	-	-	-	-	Overall physical progress 45%
4		Construction of Kharan ring bund on the left bank of river Dikari from Ghugaten to Parabura village (Under SOPD-G)		-	-	-	-	-	-	-	-	-	-	Overall physical progress 95%
5		Construction of embankment along the R/R of river Sessa from Laxai Isak to Gaudhara Patra Gaon (Under SOPD-FDR)		-	-	-	-	-	-	-	-	-	-	Overall physical progress 77%
6		Raising and strengthening of road cum bund on the L/R of river Digboi from Srua Boragapara to Garabari (Under SOPD-FDR)		-	-	-	-	-	-	-	-	-	-	Overall physical progress 90%
7		Restoration of flood damages by river Brahmaputra at Khorasia from P.S. School to Borokichuk (Under SOPD-FDR)		-	-	-	-	-	-	-	-	-	-	Overall physical progress 98%
8		Restoration of flood damages at Pukhrayan area from the desatiation of river Brahmaputra(Under RIDF-XVII)		-	-	-	-	-	-	-	-	-	-	Overall physical progress 95%
9		Restoration of flood damages from Nagphull to Pihoragan of Ostland dyke including construction of retirement(Under RIDF-XVII)		-	-	-	-	-	-	-	-	-	-	Overall physical progress 93%
10		Restoration of flood damages at Bahriana area on left bank of river Brahmaputra from Lohasani to Liting Gaon at 2nd & 3rd rd(Under RIDF-XVII)		-	-	-	-	-	-	-	-	-	-	Overall physical progress 87%
11		Protection of DTP Dyke from Stone Spur No. IV to VIII and Aithan bund from the erosion of River Brahmaputra- Ph-I (NIDA)		-	-	-	-	-	-	-	-	-	-	Overall physical progress 22.95%
12		Strengthening of existing protection works at Pukhrayan and its adjoining areas (NIDA)		-	-	-	-	-	-	-	-	-	-	Overall physical progress 15%
13		Protection of Naharkatiya Joypur road from the flooding of river Bundebari near Longjong Gaon(NIDA)		-	-	-	-	-	-	-	-	-	-	
14		Brahmaputra River Front Development at Dibrugarh(Under CIDF)		-	-	-	-	-	-	-	-	-	-	Overall physical progress 43%
15		Installation of 2 Nos. water pumps for mitigation of urban flooding in DMU area at Dibrugarh(Under CIDF)		-	-	-	-	-	-	-	-	-	-	Overall physical progress 73%

Sl.No	Admin. Dept.	Name of Scheme	Total Number of Works pending as on the last date of previous Financial Year	Number or Years delayed for completion - as on the last date of last Financial Year- Categorise works based on the delay in completion					Progress of Pending works of previous Years pending as on the last date of last Financial Year- Categorise works based on the stage of physical progress						Remarks
				Less than 1 Yr	>= 1 to <3 Yrs	>=3 to <5 Yrs	>=5	Total	100%	75-99%	50-74%	25-49%	1-25%	Not started	
16		Flood Protection Scheme for Ungan Army Camp along the Left Bank of River Brahmaputra(Under Ministry of Defence)		-	-	-	-	-	-	-	-	-	-	-	Overall physical progress 77.40%
17		Integrated Water Resources management of Bundeing Basin(Under World Bank)		-	-	-	-	-	-	-	-	-	-	-	Overall physical progress 62%


 Executive Engineer
 Brahmaputra Division
 Dibrugarh



ANNEXURE - A'

Monthly status of Fund receipt and utilization for the Month of June, Year, 2024

Sl. No.	Admin Deptt.	Name of the Scheme (- Implementation Agency)	PFMS Code & SLS Code	Category CS/CSS State/ EAP etc.	Opening Balance with			Opening Balance with the		Current year allocation to District		Fund received in the current Year		Total fund available for scheme	Fund utilized till now. Amount & (% in bracket)		Amount for which Ues are pending at the end of previous year	Utilization Certificate submitted against total available funds for the current year	Amount for which Ues are pending as on date		Remarks
					CAN	SNA	Others - Others as applicable.	District	Council/ Others-as applicable	Central Share	State Share	Central Share	State Share		Central Share	State Share			Central Share	State Share	
1	2	3	4	5	6	7	8	9	10	11	12	13	14	15	16	17	18	19	20	21	
1	Food, Civil Supplies & Consumer Affairs, Dispur, Ghy-7	PMGKAY (Commissionerate, FPD & C.A & L.M, Dispur, Ghy-7)	ASD100004246		N/A	N/A	0	0	0	0	0	0	0	0	0	132085859	0	132085859	0		


 Deputy Director (Uc)
 Food, Civil Supplies & Consumer Affairs
 Dibrugarh



Annexure -B

B. Schemes for which no funds are received by District /Council

Sl. No	Administrative Department	Scheme Names	Reasons	Remarks(if any)
1	Food, Civil Supplies & Consumer Affairs, Dispur, Ghy-7	N/A	N/A	


Deputy Director (I/c)
Food, Civil Supplies & Consumer Affairs
Dispur, Assam

Annexure - C



Physical Progress of works under different schemes/Programmes/Projects across Departments -of Current Year

Sl. No.	Admin Department	Name of Scheme	No. of Works Sanctioned in Current Year	Progress of Current Year works/services - categorise no. of works based on stage of physical progress						Remarks
				100%	75-99%	50-74%	25-49%	1-25%	Not Started	
1	Food, Civil Supplies & Consumer Affairs, Dispur, Ghy-7	N/A	N/A	N/A	N/A	N/A	N/A	N/A	N/A	


 Deputy Director (I/c)
 Food, Civil Supplies & Consumer Affairs
 Dibrugarh

Annexure -D

Physical Progress of works under different schemes/Programmes/Projects across Departments -of Previous Years



Sl. No.	Admin Department	Name of Scheme	Total no. of Works pending as on the last date of previous Financial Year	No. of Years delayed for completion- as on the last date of last financial year- Categorise works based on delay on completion					Progress of Pending works of previous years pending as on the last date of last financial year Categorise works based on stage of physical progress						Remarks	
				Less than 1 yr	>=1 to <3 yrs	>=3 to <5 yrs	>=5 yrs	Total	100%	75-99%	50-74%	25-49%	1-25%	Not started		
1	Food, Civil Supplies & Consumer Affairs, Dispur, Ghy-7	N/A	N/A	N/A	N/A	N/A	N/A	N/A	N/A	N/A	N/A	N/A	N/A	N/A	N/A	



 Deputy Director (Uo)
 Food, Civil Supplies & Consumer Affairs
 Dibrugarh

Monthly status of Fund receipt and Utilisation for the Month of June Year 2024

A. For schemes : Funds Received

Sl No.	Admin Department	Name of Scheme (+ Implementation Agency)	PMFS Code & SLS Code	Category CS/CSS/ State/EAP etc	Opening Balance with CNA/SNA/Others as applicable		Opening Balance with District/Council / Others as applicable		Current Year to allocation District*		Funds received in Current year		Total Funds available for scheme (Rs. In Lakhs)	Funds Utilised till now Amount & (% in bracket) (Amount in Lakhs)		Amount for which UC s are pending at the end of previous year	Utilisation Certificate submitted against total available funds for the current year	Amount for which UC s are pending as on date		Remarks
					Central Share	State Share	Central Share	State Share	Central Share	State Share	Central Share	State Share		Central Share	State Share			Central Share	State Share	
1	2	3	4	5	6	7	8	9	10	11	12	13	14	15	16	17	18	19	20	21
A.		SOPD :																		
1	Irrigation	MDTW I/S (10 Points) at Na-Khat Sonowal Gaon & Changmai Gaon under SOPD for the year 2022-23	NA	State	NA	NA	NA	NA	NA	0.000	NA	0.00000	300.00	NA	149.94394 (49.98%)	Nil	Nil	NA	Nil	Physical Progress of the scheme 100%.
2	Irrigation	LIS from river Demow at 2 No Bezgaon area (2 Points) under SOPD for the year 2022-23	NA	State	NA	NA	NA	NA	NA	0.000	NA	0.00000	109.712	NA	0.00 (0%)	Nil	Nil	NA	Nil	Physical Progress of the scheme 100%.
3	Irrigation	LIS from river Sessa at Bordoibom area and Kolakhuwa area (2 pts.) under SOPD for the year 2023-24	NA	State	NA	NA	NA	NA	NA	0.000	NA	0.00	192.620	NA	0.00 (0%)	Nil	Nil	NA	Nil	Physical Progress of the schme 100%
B		RIDF - XXVIII (NABARD)																		
4	Irrigation	MDTW Points at Demow Kinar Gohain Gaon and Kuch Gaon (3 Points) under RIDF-XXVIII (NABARD) for the year 2022-23	NA	Loan (NABARD)	NA	NA	NA	NA	0.00	0.00	42.74876 L	0.00	90.00	85.49753 (99.99%)	0.00 (0%)	NA	Nil	Nil	Nil	Physical Progress of the schme 100%
5	Irrigation	Solar Powered MDTW Irrigation Scheme at Hologuri Tipomia GP (1 point) under RIDF-XXVIII (NABARD) for the year 2022-23	NA	Loan (NABARD)	NA	NA	NA	NA	0.00	0.00	14.23358 L	0.00	30.00	28.47100 (99.89%)	0.00 (0%)	NA	Nil	Nil	Nil	Physical Progress of the schme 100%

Sl No.	Admin Department	Name of Scheme (+ Implementation Agency)	PMFS Code & SLS Code	Category CS/CSS/ State/EAP etc	Opening Balance with CNA/SNA/Others as applicable		Opening Balance with District/Council / Others as applicable		Current Year to allocation District*		Funds received in Current year		Total Funds available for scheme (Rs. in Lakhs)	Funds Utilised till now Amount & (% in bracket) (Amount in Lakhs)		Amount for which UC s are pending at the end of previous year	Utilisation Certificate submitted against total available funds for the current year	Amount for which UC s are pending as on date		Remarks
					Central Share	State Share	Central Share	State Share	Central Share	State Share	Central Share	State Share		Central Share	State Share			Central Share	State Share	
6	Irrigation	3 (Three) MDTW Scheme at Moran LAC under RIDF-XXIX(NABARD) for the year 2023-24	NA	Loan (NABARD)	NA	NA	NA	NA	0.00	0.000	0.00	0.00	112.500	0.00 (0%)	0.00 (0%)	NA	Nil	Nil	Nil	Physical Progress of the schme 100%
7	Irrigation	3 (Three) MDTW Scheme at Tingkhong LAC under RIDF-XXIX(NABARD) for the year 2023-24	NA	Loan (NABARD)	NA	NA	NA	NA	0.00	0.000	64.25534	0.00	112.500	96.28635 (90.09%)	0.00 (0%)	NA	Nil	Nil	Nil	Physical Progress of the schme 100%


 Executive Engineer
 Moran- Tingkhong Division (Irrigation)
 Moran

Annexure -B

B. Schemes for which no funds are received by District /Council


Sl. No	Administrative Department	Scheme Names	Reasons	Remarks(if any)
1	Irrigation	Nil	-	-


Executive Engineer
Moran-Tingkhong Division(Irrigation)
Moran

Annexure -C


Physical Progress of works under different schemes/Programmes/Projects across Departments -of Current Year

Sl. No.	Admin Department	Name of Scheme	No. of Works Sanctioned in Current Year	Progress of Current Year works/services - categorise no. of works based on stage of physical progress						Remarks
				100%	75-99%	50-74%	25-49%	1-25%	Not Started	
1	Irrigation	NIL	NIL	-	-	-	-	-	-	


 Executive Engineer
 Moran-Tingkhong Division (Irrigation)
 Moran

Physical Progress of works under different schemes/Programmes/Projects across Departments -of Previous Years

Sl. No.	Admin Department	Name of Scheme	Total no. of Works pending as on the last date of previous Financial Year	No. of Years delayed for completion- as on the last date of last financial year- Categorise works based on delay on completion					Progress of Pending works of previous years pending as on the last date of last financial year Categorise works based on stage of physical progress						
				Less than 1 yr	>=1 to<3 yrs	>=3 to <5 yrs	>=5 yrs	Total	100%	75-99%	50-74%	25-49%	1-25%	Not started	
1	Irrigation	RIDF - XXVIII (NABARD) for the year 2022-23	2	-	-	-	-	-	2	-	-	-	-	-	-
2	Irrigation	RIDF - XXIX (NABARD) for the year 2023-24	2	-	-	-	-	-	2	-	-	-	-	-	-
3	Irrigation	SOPD For The Year 2022-23	2	-	-	-	-	-	2	-	-	-	-	-	-
4	Irrigation	SOPD For The Year 2023-24	2	-	-	-	-	-	1	-	-	-	-	1	-


 Executive Engineer
 Moran-Tingkhong Division(Irrigation)
 Moran

Monthly status of fund receipt and un utilization for the month of May 2024

Monthly status of fund receipt and un utilization for the month of May 2024																				Annexure-A
A. For Schemes: Funds received																				
Sl no	Admin. Dept	Name of Scheme (+ implementation Agency)	PFMS code & SLS code	Category CS/CS S/State / EAP etc	Opening Balance with CNA/SNA/Others- as applicable)		Opening Balace with the District/ Council/ Others - as applicable		Current Year Allocation to District (Rs in Lakh)		Fund received in the current year (Rs in Lakh)		Total fund available for scheme (Rs in Lakh)	Fund utilised till now amount & (% in Bracket)		Amount for which UC are pending at the end of previous Year	Utilisati on Certificate submitted against total available fund for the current year	Amount for which UC's are pending as on date		Remarks
					Central Share	State Share	Central Share	State Share	Central Share	State Share	Central Share	State Share		Central Share	State Share			Central Share	State Share	
1	2	3	4	5	6	7	8	9	10	11	12	13	14	15	16	17	18	19	20	21
1	Fishery Department	PMMSY DFDO, Dibrugarh	PFMS Code:3890 SLS Code: AS 178	CSS	nil	nil	Nil	Nil	252.285	32.365	282.25960	36.0315	318.2911	170.70925 (60%)	16.3086 (45%)	nil	312.87935	nil	5.41172	

B. Scheme for which no funds are received by the District/ Council

Annexure-B

Sl no	Administrative Department	Scheme Name	Reason	Remarks if any

Physical progress of works under different Scheme/Programmes/ Projects across Departments - of Current Year

Annexure-C

Sl no	Admin Dept.	Name of Scheme	Total Number of works sanctioned in current year	Progress of Current Year works / Service - Categories number of works based on the stage of physical progress										
				100%	75-99%	50-74%	25-49%	1-25%	Not Started					
		PMMSY												
1	Fishery Department	Fin Fish Hatchery	1			1								
		New Rearing pond	60	28		32	32							
		New pond construction	61	20		41								
		Inputs for fish farming	61						61					
		Inputs for IFS under NEH	0											
		FL stocking in wetlands	4						4					
		Three Wheeler	4	1					4					
		Mini Feed mill (2ton/day)	1		1									
		Fish Kiosk	0											
		Livelihood support to fishers	1000							1000				




Physical progress of works under different Scheme/Programmes/ Projects across Departments - of Previous Year

Sl no	Admin. Dept	Name of Scheme	Total number of works pending as on the last date of previous Financial Year	Number of Years delayed for Completion as on the last date of last Financial Year - Categories works based on the delay in completion.					Progress of Pending works of pervious years pending as on the last date of last Financial Year - Categories works based on the stage of physical progress					
				Less than 1 Yr	>=1 to <3Yrs	>=3 to <5Yrs	>=5	Total	100%	75-99%	50-74%	25-49%	1-25%	Not Started
1	Fishery Department	PMMSY												
		Hatchery	1		1			1	1					
		New Rearing	99	2	1			3	95		1	3		
		New pond Construction	72		1			1	63		8	1		
		Inputs for fish farming	72		2			2						72
		inputs for IFS	49		6			6						49
		F.L. stocking	3	1				1						3
		Pen Culture	2	2				2	2					
		Mini Feed Mill	1	2				2	1					
		Fish Kiosk	1	1				1				1		
		Livelihood	1300	1				1	902					398

Annexure A

Monthly status of Fund Available and Utilization

Sl No	Admin. Dept.	Name of Scheme (+ Implementation Agency)	PFMS Code & SLS Code	Category CS/CSS/S tata/EAP etc.	Opening Balance with CAN/ISNA/ Others as applicable		Opening Balance with the District/Council/ Others as applicable		Current Year Allocation to District*		Fund received in the current year		Total funds available for Scheme	Funds utilised till now Amount & (% in bracket)		Amount for which UCs are pending at the end of previous year	Utilisation Certificate submitted against total available funds for the current year	Amount for which UCs are pending as on date		Remarks
					Central Share	State Share	Central Share	State Share	Central Share	State Share	Central Share	State Share		Central Share	State Share			of previous year	of current year	
1	2	3	4	5	6	7	8	9	10	11	12	13	14	15	16	17	18	19	20	21
1	PWD, Dibrugarh, Chabua-Lahowal, Khowang & Tingkhong Territorial Building Division, Dibrugarh	SOPD-G	-	State	Nil	Nil	Nil	Nil	-	-	-	Rs. 1,63,02,027.00	Rs. 1,63,02,027.00	-	Rs. 3,25,86,279.00	-	-	Nil	Rs. 1,63,02,027.00	


 24-06-2024
 Executive Engineer, PWD
 Dibrugarh, Chabua-Lahowal, Khowang & Tingkhong
 Territorial Building Division, Dibrugarh
 24/06
 27/06/24

Annexure B

B. Schemes for which no funds are received by the District /Council

Sl. No	Administrative Department	Scheme Name	Reasons	Remarks if Any
1	PWD Building)	Nil		

[Signature]
24-06-2024
Executive Engineer, PWD
Dibrugarh, Chabua-Lahowal, Khowang & Tingkhong
Territorial Building Division, Dibrugarh

[Signature]
24/06

[Signature]
24/06/24

Physical Progress of Works under different Schemes / Programmes / Projects across Departments - of Current years


Annexure -C

SL. NO	Admin Dept.	Name of scheme	Number of works sanctioned in the current year	Progress of Current Year works / Services-Categories Number of works based on the stage of physical progress						Remarks
				100%	75-99%	50-74%	25-49%	1-25%	Not started	
1	PWD (Building)	SOPD - G - V-GA	-	-	-	-	-	-	-	
2		SOPD-ODS	-	-	-	-	-	-	-	
3		RIDF	-	-	-	-	-	-	-	


24-06-2024

Executive Engineer , PWD
Dibrugarh, Chabua-Lahowal, Khowang & Tingkhong
Territorial Building Division, Dibrugarh




24/06/24


24/06/24

Physical Progress of Works under different Schemes /Programmes/Projects across Departments - of previous years

Annexure -b

SL NO	Admin Dept.	Name of scheme	Total number of works pending as on the last date of previous financial year	Number of years delayed for completion-as on the last financial year - categories works based on the delay in completion					Progress of pending works of previous years pending as on the last date of last financial year -categories works based on the stage of physical progress						Remarks
				less than 1year	>=1 to <3 yrs	>=3 to <5 yrs	>=5	Total	100%	75-99%	50-74%	25-49%	1-25%	Not started	
1	PWD (Building)	SOPD-ODS	5	0	3	2	0	5	0	3	2	0	0	0	
2		CIDF	2	0	1	1	0	2	0	2	0	0	0	0	
3		RUSA	2	1	1	0	0	2	0	1	1	0	0	0	
4		SOPD - G	14	3	10	1	0	14	0	6	5	2	1	0	
		Signature Project	1	0	1	0	0	1	0	0	1	0	0	0	
5		Home (B)	3	0	0	1	2	3	0	3	0	0	0	0	
6		NLCPR	1	0	0	1	0	1	0	1	0	0	0	0	
7		Judicial	1	0	0	0	1	1	0	1	0	0	0	0	
8	CSR Fund	3	0	0	3	0	3	0	1	2	0	0	0		


 24/06/2024
 Executive Engineer, PWD
 Dibrugarh, Chabua-Lahowai, Khowang & Tingkhong
 Territorial Building Division, Dibrugarh

 24/06/24

Status of fund receipt and utilization for the month of June

Annexure - A

A. For schemes - Funds Received

Sl No	Admin Department	Name of Scheme (Implementation Agency)	PMFS Code & SLS Code	Category CS/CSS/State/EAP etc	Opening Balance with CNA/SNA/Others as applicable		Opening Balance with District/Council/ Others as		Current Year to allocation District*		Funds received in Current year		Total Funds available for scheme (Rs. in Lakhs)	Funds Utilised till now Amount & (% in bracket) (Amount in Lakhs)		Amount for which UCs are pending at the end of previous year	Utilisation Certificate submitted against total available funds for the current year	Amount for which UCs are pending as on date		Remarks
					Central Share	State Share	Central Share	State Share	Central Share	State Share	Central Share	State Share		Central Share	State Share					
1	2	3	4	5	6	7	8	9	10	11	12	13	14	15	16	17	18	19	20	21

NIL

Status of fund receipt and utilization for the month of June

Sl. No.	Admin Department	Name of Scheme (+ Implementation Agency)	PMFS Code & SLS Code	Category CS/CSS/State/EAP etc	Opening Balance with CNA/SNA/Others as applicable		Opening Balance with District/Council/ Others as		Current Year to allocation District*		Funds received in Current year		Total Funds available for scheme (Rs. in Lakhs)	Funds Utilised till now Amount & (% in bracket) (Amount in Lakhs)		Amount for which UJCs are pending at the end of previous year	Utilisation Certificate submitted against total available funds for the current year	Amount for which UJCs are pending as on date		Remarks
					Central Share	State Share	Central Share	State Share	Central Share	State Share	Central Share	State Share		Central Share	State Share					
					6	7	8	9	10	11	12	13		14	15			16	17	
1	2	3	4	5	6	7	8	9	10	11	12	13	14	15	16	17	18	19	20	21
NIL																				

Physical Progress of works under different schemes/Programmes/Projects across Departments -of Current Year

Sl. No.	Admin Department	Name of Scheme	No. of Works Sanctioned in Current Year	Progress of Current Year works/services - categorise no. of works based on stage of physical progress						Remarks
				100%	75-99%	50-74%	25-49%	1-25%	Not Started	

NIL

Physical Progress of works under different schemes/Programmes/Projects across Departments -of Previous Years

Sl. No.	Admin. Department	Name of Scheme	Total no. of Works pending as on the last date of previous Financial Year	No. of Years delayed for completion- as on the last date of last financial year- Categorise works based on delay on completion					Progress of Pending works of previous years pending as on the last date of last financial year Categorise works based on stage of physical progress						Remarks	
				Less than 1 yr	>=1 to <3 yrs	>=3 to <5 yrs	>=5 yrs	Total	100%	75-99%	50-74%	25-49%	1-25%	Not started		

NIL

Monthly status of Fund receipt and utilisation for the Month of June /Year 2024

A.For Schemes: Funds received														In Lakhs						
S No.	Admin. Dept.	Name of Scheme (+Implementation Agency)	PFMS Code and SLS Code	Category CS/CSS/State/EAP etc.	Opening Balance with CAN/SNA/Dther -as applicable		Opening Balance with District/Council/Dt her -as applicable		Current Year Allocation to District*		Fund received in the current Year		Total funds available for Scheme	Fund utilised-till now Amount & (% in bracket)		Amount for which Ucs are pending at the end of previous year	Utilisation Certificate submitted against total available funds for the current year	Amount for which Ucs are pending as on date		Remarks
					Central share	State Share	Central share	State Share	Central share	State Share	Central share	State Share		Central share	State Share			Of Previous Year	Of Current Year	
1	2	3	4	5	6	7	8	9	10	11	12	13	14	15	16	17	18	19	20	21
1	Housing and Urban Affairs	PMAY(Urban) & ULBs are the implementing agency	-	CSS	-	-	-	-	-	-	-	-	-	-	-	-	-	-	-	Not applicable as the State Mission Directorate disburse the fund through DBT mode
-	-	-	-	-	-	-	-	-	-	-	-	-	-	-	-	-	-	-	-	-
-	-	-	-	-	-	-	-	-	-	-	-	-	-	-	-	-	-	-	-	-
-	-	-	-	-	-	-	-	-	-	-	-	-	-	-	-	-	-	-	-	-

* will be provided by the HOD/Concerned Agency. PFMS:Public Finance Management System;State Linked Scheme-State Code

Muth
 City Project Manager
 PMAY-HFA(U). T&CP,
 DOHUA, CHENNAI

Annexure-B

B. Scheme for which no funds are received by the District/Council:

S No.	Administrative Department	Scheme Name	Reasons	Remarks if any
1	Housing and Urban Affairs	NIL	NIL	NIL

usuth
City Project Manager
PMAY-HFA(U), T&CP,
DoHUA, Dibrugarh

Physical Progress of Works under different Schemes/Programmes/Projects across Departments of Current Year

S No.	Admin. Dept.	Name of Scheme	Number of works sanctioned in the current Year	Progress of Current Year works/Service-Categorise number of works based on the stage of physical progress					
				100%	75%-99%	50%-74%	25%-49%	1-25%	Not Started
1	Housing and Urban Affairs	PMAY(Urban)	N/A	0	0	0	0	0	0
2									

U. Suth
City Project Manager
PMAY-HFA(II) T&CP
PCHUA

Physical Progress of Works under different Schemes/Programmes/Projects across Departments of Previous Year

S No.	Admin. Dept.	Name of Scheme	Number of works pending as on the last date of Previous Financial Year	Numbers of Years delayed for completion- as on the last date of last Financial Year- Categorise works based on the delay in completion					Progress of Pending works of Previous Year pending as on the last date of last Financial Year- Categorise works based on the stage of physical progress					
				Less than 1 Yr	>=1 to <3 Yrs	>=3 to <5 Yrs	>=5	Total	100%	75%-99%	50%-74%	25%-49%	1-25%	Not Started
	Housing and Urban Affairs	PMAY(Urban)	333	333	0	0	0	333	146	0	0	0	0	0
			0	0	0	0	0	0	0	0	0	0	0	0
			0	0	0	0	0	0	0	0	0	0	0	0
			0	0	0	0	0	0	0	0	0	0	0	0
			0	0	0	0	0	0	0	0	0	0	0	0
			0	0	0	0	0	0	0	0	0	0	0	0
			333	333	0	0	0	333	146	0	0	0	0	0

usuth
City Project Manager
PMAY-HFA(U), T&CP,
DoHUA, Dibrugarh

Monthly status of Fund receipt and utilization for the Month of May Year 2024

Annexure A

A. For Schemes: Funds received

Sl. No	Admin. Dept.	Name of Scheme (+ Implementation Agency)	PFMS Code & SLS Code	Category CS/ CSS/ State/ EAP etc.	Opening Balance with CNA/ SNA/ Others as applicable		Opening Balance with the District/ Council/ Others as applicable		Current Year Allocation to District*		Fund received in the current Year		Total funds available for Scheme	Funds utilised till now Amount & (% in bracket)		Amount for which UCs are pending at the end of previous year	Utilisation Certificate submitted against total available funds for the current year	Amount for which UCs are pending as on date		Remarks
					Central Share	State Share	Central Share	State Share	Central Share	State Share	Central Share	State Share		Central Share	State Share			Of Previous Year	Of Current Year	
1	2	3	4	5	6	7	8	9	10	11	12	13	14	15	16	17	18	19	20	21
1		Asom Mala 2.0 (Dibrugarh, Chabua-Lahowal, Khowang & Tingkhong TRD)	64-5054-03-337-1763-000-13-01-NIDA-LS-GA-V	State	-	-	-	-	-	-	-	21,86,31,822	21,86,31,822	-	21,86,31,822 (100%)	NIL	21,86,31,822	NIL	NIL	
2		SOPD-G (Dibrugarh, Chabua-Lahowal, Khowang & Tingkhong TRD)	64-5054-03-337-0337-793-13-01-SOPD-G-GA-V	State	-	-	-	-	-	-	-	6,90,72,767	6,90,72,767	-	6,90,72,767 (100%)	NIL	6,90,72,767	NIL	NIL	
3		RIDF-LS (Dibrugarh, Chabua-Lahowal, Khowang & Tingkhong TRD)	64-5054-03-800-3037-000-13-01-RIDF-LS-GA-V	State	-	-	-	-	-	-	-	12,71,58,189	12,71,58,189	-	8,22,15,935 (64.66%)	NIL	8,22,15,935	NIL	NIL	
4		MMPPNA (Dibrugarh, Chabua-Lahowal, Khowang & Tingkhong TRD)	64-5054-03-337-5497-000-13-01-SOPD-G-GA-V	State	-	-	-	-	-	-	-	4,00,00,000	4,00,00,000	-	1,23,35,800 (30.84%)	NIL	1,23,35,800	NIL	NIL	
5		MMUPNA (Dibrugarh, Chabua-Lahowal, Khowang & Tingkhong TRD)	64-5054-03-337-5666-000-13-01-RIDF-LS-GA-V	State	-	-	-	-	-	-	-	7,07,88,940	7,07,88,940	-	6,36,48,046 (89.91%)	NIL	6,36,48,046	NIL	NIL	
6		MMFNA (Dibrugarh, Chabua-Lahowal, Khowang & Tingkhong TRD)	64-3054-03-337-0189-284-17-02-SOPD-G-GA-V	State	-	-	-	-	-	-	-	95,57,638	95,57,638	-	95,57,638 (100%)	NIL	95,57,638	NIL	NIL	
7		Flyover (Dibrugarh, Chabua-Lahowal, Khowang & Tingkhong TRD)	64-5054-03-337-0337-323-13-01-SOPD-G-GA-V	State	-	-	-	-	-	-	-	2,06,62,429	2,06,62,429	-	2,06,62,429 (100%)	NIL	2,06,62,429	NIL	NIL	

*. will be provided by HGS /Concerned Agency. PFMS: Public Finance Management System; SLS :State Linked Scheme- State Code


(Handwritten Signature)
24/5/24

(Nripen Medhi)
Executive Engineer, PWRD
Dibrugarh, Chabua-Lahowal, Khowang & Tingkhong
Territorial Road Division, Dibrugarh

Annexure-B

B. Schemes for which no funds are received by the District/ Council :

Sl. No.	Administrative Department	Scheme Name	Reasons	Remarks if any
1	PWD (Roads)	RIDF-SS		
2		Mukhya Mantrir Nagariya Pakipath Nirman Achan (MMNPPNA)		
3		SOPD-G (Tea Garden)		
4		CRF/ CRIF		
5		DPR of ROB/ Flyover		



(Nripen Medhi)

Executive Engineer, PWRD

Dibrugarh, Chabua-Lahowal, Khowang & Tingkhong

Territorial Road Division, Dibrugarh

Physical Progress of Works under different Schemes/ Programmes/ Projects across Departments- of Current Year

Sl. No	Admin Dept.	Name of Scheme	Number of Works sanctioned in the current year	Progress of Current Year works/ Services-Categorise number of works based on the stage of physical progress						Remarks
				100%	75-99%	50-74%	25-49%	1-25%	Not Started	
1		SOPD-G	5	-	-	-	-	5	-	
2		RIDF	3	-	-	-	-	3	-	
3	PWD (Roads)	Mukhya Mantrir Pakipath Nirman Achani (MMPPNA)	22	-	-	-	-	22	-	
4		Mukhya Mantrir Unnota Pakipath Nirman Achani (MMUPNA)	8	-	-	-	-	8	-	
5		Mukhya Mantrir Path Nobikaran Achani (MMPNA)	20	-	-	-	-	20	-	
6		Mukhya Mantrir Nagariya Pakipath Nirman Achani (MMNPPNA)	14	-	-	-	-	14	-	
7		SOPD-G (Tea Garden)	18	-	-	-	-	18	-	
8		Asom Mala 2.0	3	-	-	-	-	3	-	

[Signature]
24/6/24

(Nripen Medhi)

Executive Engineer, PWRD

Dibrugarh, Chabua-Lahowal, Khowang & Tingkhong
Territorial Road Division, Dibrugarh

Physical Progress of Works under different Schemes/ Programmes/ Projects across Departments- of Previous years

Sl. No	Admin Dept.	Name of Scheme	Total Number of Works pending as on the last date of previous financial year	Number of Years delayed for completion- as on the last date of last financial year-Categories works based on the delay in completion					Progress of Pending works of Previous Years pending as on the last date of last Financial Year-categories works based on the stage of Physical Progress						Remarks
				Less than 1 Yr	>= 1 to <3 Yrs	>=3 to < 5 Yrs.	>=5	Total	100%	75-99%	50-74%	25-49%	1-25%	Not started	
1	PWD (Roads)	PMGSY	1	1	-	-	-	1	-	1	-	-	-	-	
3		RIDF	8	8	-	-	-	8	2	6	-	-	-	-	
4		MMPPNA	24	24	-	-	-	24	2	8	12	2	-	-	
5		MMUPNA	3	3	-	-	-	3	-	3	-	-	-	-	
		MMMPA	1	1	-	-	-	1	-	-	1	-	-	-	
6		MMPNA	2	2	-	-	-	2	-	2	-	-	-	-	
7		SOPD-ODS (Tea Garden)	3	3	-	-	-	3	3	-	-	-	-	-	
8		CRF/ CRIF	4	2	-	2	-	4	-	3	1	-	-	-	
9		Flyover	1	1	-	-	-	1	-	1	-	-	-	-	


(Nripen Medhi)

Executive Engineer, PWRD

Dibrugarh, Chabua-Lahowal, Khowang & Tingkhong
Territorial Road Division, Dibrugarh

Monthly status of Fund receipt and utilisation for the Month of June Year 2024.

A. for Schemes: Funds received.

S.No	Admin. Dept.	Name of Scheme (+Implementation Agency)	PFMS Code & SLS Code	Category CS/CSS/State/EAP etc.	Opening Balance With CNA /SNA/Others- as applicable.		Opening Balance with the District/Council Others-- as applicable.		Current Year Allocation to District*		Fund received in the current Year		Total funds available for Scheme	Funds utilised- till now (Amount (% in bracket))		Amount for which UCs are pending at the end of previous year	Utilisation Certificate submitted aga inst total available funds for the cun'ent year	Amount tor which UCs are pending as on date.	
					Central Share	State Share	Ccntrai Share	State Share	Central Share	State Share	Central Share	State Share		Central Share	State Share			Of Previous Year	Of Current Year
1	2	3	4	5	6	7	8	9	10	11	12	13	14	15	16	17	18	19	20
	PWD Building & NH Deptt.	Reconstruction of pavement from ch 47.495 to Ch 65.934 (Length= 17.984 km) of the newly declared NH 315-A (from Jeypore to Hukanjuri) in the state of Assam under Annual Plan for the year 2021-22 on EPC mode. Job No 315 A/AS/2021-22/226.	Not applicable (NA)	CS	Allocation and disbursement is made by the Ministry of Road Transport & Highways (MoRT&H).														

* = will be provided by the HOD Concerned Agency. PFMS : Public Finance Management System. SLS: State Linked Scheme-State Code

Annexure B

B. Schemes for which no funds are received by the District/ Council :

S . No	Administrative Department	Scheme Name	Reason	Remarks if any
1	PWD Building & NH Deptt.			Allocation and disbursement is done by the Ministry of Road Transport & Highways.

Executive Engineer, PWD
Dibrugarh NH Division.

^

Remarks
21

Physical Progress of Works under different Schemes/ Programmes/Projects across Departments- of Current year

Annexure-C.

S.No	Admin. Dept.	Name of Scheme	Number of Works sanctioned in the current Year	Progress of Current Year works / Services- Categorise number of works based on the stage of physical progress						
				100%	75-99%	50-74%	25-49%	1-25%	Not started	
	PWD Building & NH Deptt.	Reconstruction of pavement from ch 47.495 to Ch 65.934 (Length= 17.984 km) of the newly declared NH 315-A (from Jeypore to Hukanjuri) in the state of Assam under Annual Plan for the year 2021-22 on EPC mode. Job No 315 A/AS/2021-22/226.	1	-		52%				Job is in progress achieving stipulated Milestone.

Physical Progress of Works under different Schemes/ Programmes/Projects across Departments- of Previous Years

Annexure-D

S No	Admin. Dept.	Name of Scheme	Total Number of Works pending as on the last date of previous Financial year.	Number of Years delayed for completion - as on the last date of last Financial Year-Categorise works based on the delay in completion.					Progress of Pending works of previous Years pending as on the last date of last Financial Year-Categorise works based on the stage of physical progress						
				Less than 1 Yr	'>= to 1 to < 3 Years	'>= to 3 to < 5 Years	>=5	Total	100%	75-99%	50-74 %	25-49%	1-25 %	Not started	
1	PWD Building & NH Deptt.	Reconstruction of pavement from ch 47.495 to Ch 65.934 (Length= 17.984 km) of the newly declared NH 315-A (from Jeypore to Hukanjuri) in the state of Assam under Annual Plan for the year 2021-22 on EPC mode. Job No 315 A/AS/2021-22/226.	0	NIL	-	-	-	-	-	-	-	-	-	-	Job is in progress. Physical progress 52% as 27.02.2024

Executive Engineer, PWD
Dibrugarh NH Division.

MONTHLY PROGRESS REPORT FOR THE MONTH OF JUNE'2024
UNDER EASTERN ASSAM SOIL CONSERVATION DIVISION, DIBRUGARH.

Name of Division	Year of A.A.	Name of Project & Location	Target		Achievement		Present status on progress (As on June'2024)	Remarks
			Physical Ha/No/Rm)	Financial	Physical Ha/No/Rm)	Financial		
1	2	3	4	5	6	7	8	9
SOPD-G								
Eastern Assam S. C. Division, Dibrugarh.	2023-24	Construction of Channel Cutting at Balibatjan.	2500 Rm	10.00	100%	-Nil-	Completed	
		Construction of Drainage Channel at Ochijan.	2700 Rm	11.13	100%	-Nil-	Completed	
		Construction of Drainage Channel at Kapurduwa	800 Rm	3.30	Nil	-Nil-	-Nil-	
	RIDF							
	2023-24	R.C.C. Water Distribution Project At Bebejia Pathar, RIDF-XXVIII	852 Rm	600.0	-Nil-	-Nil-	95%	


 Divisional Officer
 Eastern Assam S.C. Division,
 Dibrugarh.

ABSTRACT FINANCIAL & PHYSICAL PROGRESS OF WDC-PMKSY 2.0 FOR THE MONTH OF JUNE'2024 IN DIBRUGARH DISTRICT

Name of Project :- Dibrugarh-I (Bosagaon) WDC-PMKSY-2.0

(Rs in Lakh)

SL.NO	Head	TREATABLE AREA	PROJECT COST (Rs in Lakh)	FUND RECEIPT DURING 2023-24	FUND EXPENDTURE AS ON JUNE,2024 -	NO. OF WORKS UNDER TAKEN	PROGRESS OF WORKS	REMARKS
1	2	3	4	5	6	8	7	9
1	NRM (Natural Resource Management)			71.2000	41.4781	Farm Pond -04	90%	Works Under Progress
						Drainage Channel - 1	96%	
						Mixed Horticulture Plantation -1	95%	
						Field Bund with foot bridge - 1	0%	
						Sluce Gate -1	0%	
						River Tarning Works -1	0%	
2	Production Sysytem			14.96000	7.4800	34 Nos SHG Beneficeries	50%	
3	Livelihood			14.25000	7.1250	57 Nos of Individula Beneficeries	50%	

Kalish
 Divisional Officer
 Project Manager, WDC
 Eastern Assam S.C. Division
 Dibrugarh District

Annexure-A

Monthly status of Fund receipt and utilisation of Dibrugarh District for the Month of June'2024

A. For Schemes : Funds received.

Sl. No.	Admin. Dept.	Name of Scheme (+ Implementation Agency)	PFMS Code & SLS Code	Category CS/CSS/ State/ EPA etc.	Opening Balance With CAN/SNA/Others-as applicable		Opening Balance With the District/ Council/ Others-as applicable		Current Year Allocation to District		Fund received in the current Year		Total funds available for Scheme	Funds utilised till now Amount & (% in bracket)		Amount for which Ucs are pending at the end of previous year	Utilisation Certificate submitted against total available funds for the current year	Amount for which Ucs are pending as on date		Remarks
					Central Share	State Share	Central Share	State Share	Central Share	State Share	Central Share	State Share		Central Share	State Share			Of Previous Year	Of Current Year	
1	2	3	4	5	6	7	8	9	10	11	12	13	14	15	16	17	18	19	20	21
1	Director of Soil Conservation Department, Guwahati.	WDC-PMKSY-2.0, Dibrugarh	Not available	CSS	NIL	NIL	90.369	10.041	0.00000	0.00000	0.00000	0.00000	100.41000	50.47479	5.60831	NIL	NIL	NIL	NIL	

* Will be provided by the HOD/Concerned Agency. PFMS: Public Finance Management System; SLS : State Linked Scheme-State Code.

Annexure-B

B. Schemes for which no funds are received by the District/ Council: For

Sl.No	Administrative Department	Scheme Name	Reasons	Remarks if any
1	Director of Soil Conservation Department, Guwahati.	NIL	NIL	NIL

Annexure-C

Physical Progress of Works under different Schemes/Programmes/Projects across Departments-of Current Year

Sl No	Admin Dept.	Name of Scheme	Number of Works sanctioned in the current Year	Progress of Current Year works/Services-Categorise number of works based on the stage of physical progress					
				100%	75-99%	50-74%	25-49%	1-25%	Not started
1	Director of Soil Conservation Department, Guwahati.	WDC-PMKSY-2.0, Dibrugarh	NRM Works - 9 Nos			61%			Work under progress
			Production System 34 Nos beneficiaries			50%			
			Livelihood 57 Nos of SHGs			50%			

Annexure-D

Physical Progress of Works under different Schemes/ Programmes/Projects across Departments- of Previous Years

Sl No	Admin Dept.	Name of Scheme	Total Number of Works pending as on the last date of previous Financial Year	Number of Years delayed for completion - as on the last date of last Financial Year- Categorise works based on the delay in completion.					Progress of Pending works of previous Years pending as on the last date of last Financial Year- Categorise works based on the stage of physical progress					
				Less than 1 Yr	>=1 to <3 Yrs	>=3 to <5 Yrs	>=5	Total	100%	75-99%	50-74%	25-49%	1-25%	Not started
1	Director of Soil Conservation Department, Guwahati.	WDC-PMKSY-2.0, Dibrugarh	NIL	NIL					NIL					


 Divisional Officer
 Eastern Assam & C. Division
 Dibrugarh
 Dibrugarh.

Monthly Status of Fund Receipt and Utilisation for the Month of JUNE, Year **2024**

A. For Schemes : Funds Received.

Sl No.	Admin Dept.	Name of Scheme (+Implementation Agency)	PFMS Code & SLS Code	Category CS/CSS/State/ EAP etc.	Opening Balance With CAN/SNA/Other-as applicable.		Opening Balance With the District/Council/Others--as applicable		Current Tear Allocation to District*		Fund received in the current Year		Total funds available for Scheme	Funds utilised-till now Amount & (%in bracket)		Amount for which Ucs are pending at the end of previous year	Utilisation Certificate submitted against total available funds for the current year	Amount for which Ucs are prnding as on date		Remarks
					Central Share	State Share	Central Share	State Share	Central Share	State Share	Central Share	State Share		Central Share	State Share			Of Previous Year	Of Current Year	
1	2	3	4	5	6	7	8	9	10	11	12	13	14	15	16	17	18	19	20	21
1	Handloom & Textile, Department, Dibrugarh	SWANIRBHAR NAARI		STATE	NIL	NIL	NIL	NIL	NIL	NIL	NIL	NIL	NIL	NIL	NIL	NIL	NIL	NIL	NIL	
2		SAMARTH		CS	NIL	NIL	NIL	NIL	NIL	NIL	NIL	NIL	NIL	NIL	NIL	NIL	NIL	NIL	NIL	
3		WEAVERS MUDRA LOAN (PMAY)		CS	NIL	NIL	NIL	NIL	NIL	NIL	NIL	NIL	NIL	NIL	NIL	NIL	NIL	NIL	NIL	NIL

For 
 i/c Assistant Director
 Handloom & Textile, Dibrugarh

B. Schemes for which no funds are received by the District/ Council: For (Please visit <https://www.indiabudget.gov.in/index.php> and concerned Ministry / Department website to know the list of Central schemes of current and previous years)

Sl No.	Administrative Department	Scheme Name	Reasons	Remarks if any
1	Handloom & Textile, Dibrugarh	SWANIRBHARNAARI	A Flagship programme of State Govt. for procurement of benchmark Handloom items. All procurement are through online portal and payments are done by the Directorate, H&T, Assam online directly to the beneficiary A/c.	Amounting Rs. 13,97,910/- benchmark item procured in Dibrugarh District. Amounting Rs. 6,890/- benchmark item sold during the month of July (till date). Total Rs.3,53,6,13/- of benchmark Handloom items Sold till date at Dibrugarh district.
2		SAMARTH	A skill development scheme " SAMARTH" under Ministry of Textiles, Govt. of India in collaboration with Directorate of Handloom & Textiles, Assam.	134 nos. trainees completed their training on Jacquard waving.
3		WEAVERS MUDRA SCHEME (PMMY)	Pradhan Mantri Mudra Yojana (PMMY)	Nil


For i/c Assistant Director,
Handloom & Textile, Dibrugarh

Physical Progress of Work under different Schemes/Programmes /Projects across Departments-of Current Year

S. No	Admin. Dept.	Name of Scheme	Number of Works sanctioned in the current Year	Progress of Current Year works/ Services-Categorise number of works based on the stage of physical progress						
				100%	75-99%	50-74%	25-49%	1-25%	Not started	
1	Handloom & Textile, Dibrugarh	NIL	NIL	NIL	NIL	NIL	NIL	NIL	NIL	

For 
 J/C Assistant Director,
 Handloom & Textile, Dibrugarh

Physical Progress of Work under different Schemes/Programmes /Projects across Departments-of Previous Year

S No.	Admin Dept.	Name of Scheme	Total Number of Works pending as on the last date of previous Financial Year	Number of Years delayed for completion- as on the last date of last Financial Year- Categorise works based on the delay in completion.					Progress of Pending works of previous Years pending as on last date of last Financial Year / Categorise number of works based on the stage of physical progress						
				Less than 1 Yr	>=1 to <3 Yrs	>=3 to <5 Yrs	>=5	Total	100%	75-99%	50-74%	25-49%	1-25%	Not started	
1	Handloom & Textile, Dibrugarh	NIL	NIL	NIL	NIL	NIL	NIL	NIL	NIL	NIL	NIL	NIL	NIL	NIL	NIL

For  i/c Assistant Director,
Handloom & Textile, Dibrugarh


Status of fund received and utilization for the month of June 2024 of financial year of 2024-25

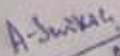
Annexure A

(Amount Shown in Lac)

Schemes / Fund received

Sl. No.	Admin Dept.	Name of Scheme (Implementation Agency)	PMFS Code & SLS Code	Category CS/CSS/State/EAP etc.	Opening Balance With CAN/SNA/Others as applicable		Opening Balance with the District/Council/ Others as applicable		Current Year Allocation to District*		Fund Received in Current Year (June 2024)		Total Fund Available for Scheme	Fund utilized till now Amount & % in bracket		Amount for which UCs are pending at the end of previous year	Utilization Certificate submitted against Total Available funds for the current year	Amount for which UCs are pending as on date		Remarks	
					Central Share	State Share	Central Share	State Share	Central Share	State Share	Central Share	State Share		Central Share	State Share			Central Share	State Share		
1	2	3	4	5	6	7	8	9	10	11	12	13	14	15	16	17	18	19	20	21	
Sector: Infrastructure																					
52	Public Health Engineering (Dibrugarh Division)	114	Jai Jeevan Mission	AS 65	CSS			0.00	0.00	5850.00	850.00	1350.00	150.00	85.12	1318.129 25 (97.630%)	146.4588 06 (97.019%)	NIL	NIL	1318.13	146.459	
		115	SCSP		CSS			0.00	0.00	0.00	0.00	0.00	0.00	0.00	0.00	0.00	0.00	0.00	0.00	0.00	
		116	SOM-G	AS 66	CSS			0.00	0.00	7.668	0.852	7.668	0.852	7.125	1.251(16.314%)	0.139(16.314%)	NIL	NIL	1.251	0.139	
		117	NMDDP	As 77	CSS			0.00	0.00	0.00	0.00	0.00	0.00	0.00	0.00	0.00	0.00	0.00	0.00	0.00	0.00


Accounts Officer, PHE
Dibrugarh (PHE) Division
Dibrugarh


Executive Engineer, PHE
Dibrugarh (PHE) Division
Dibrugarh
03/07/24

Annexure - C

Physical Progress of Works under different Schemes/ Programmes/ Projects across Departments -of Current Year (June'24)


Sl. No.	Admin Dept.	Name of Scheme	Number of Works sanctioned in the current Year/ Since inception of JIM (2020-21)	Progress of Current Year works/ Services - Categorise number of works based on the stage of physical progress						Remarks
				100%	75-99%	50-74%	25-49%	1-24%	Not Started	
1	PHED, Dibrugarh Division	JIM (retrofitting of PWSS)	219	200	19	0	0	0	0	
		JIM (New Works)	994	258	285	339	99	8	5	
Total			1213	458	304	339	99	8	5	

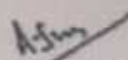
A. J. Das,
03/07/24.
 Executive Engineer (PHE)
 Dibrugarh Division

Annexure-B

B. Schemes for which no funds are received by the District/Council:

S.No	Administrative Department	Scheme Name	Reasons	Remarks if any
1	NIL	NIL	NIL	NIL
2	NIL	NIL	NIL	NIL


Accounts Officer, PHE
Dibrugarh (PHE) Division
Dibrugarh
✓


Executive Engineer, PHE
Dibrugarh (PHE) Division
Dibrugarh
✓

Annexure -D

Physical Progress of Works under different Schemes/ Programmes/ Projects across Departments -of Previous Years (June'24)

Sl. No.	Admin Dept.	Name of Scheme	Number of Works pending as on the last date of previous Financial Year (since inception of JIM, 2020-21)	Number of Years delayed for completion -as on the last date of last Financial Year Categorise works based on the delay in completion					Progress of Pending works of previous years pending as on the last date of of last Financial Year - Categorise works based on stage of physical progress on					
				Less than 1 Yr	>>1 to <3 Yrs	>>3 to <5 Yrs	>>5 Yrs	Total	100%	75-99%	50-74%	25-49%	1-24%	Not Started
1	PHED, Dibrugarh Division	JIM (retrofitting of PWSS)	219	22	178	0	0	200	0	19	0	0	0	0
		JIM (New Works)	994	12	246	0	0	258	0	285	339	99	8	5
Total			1213	34	424	0	0	458	0	304	339	99	8	5

A. Jyoti
Executive Engineer (PHED)
Dibrugarh Division
02/07/24

Monthly status of Fund receipt and utilisation for the Month of **June** Year **2024**

Annexure A

A. For Schemes Funds received.

Sl. No.	Admin Dept.	Name of Scheme (+Implementation Agency)	PFMS Code & SLS Code	Category CS/CSS/State/EAP etc	Opening Balance With CNA/SNA/Others- as applicable		Opening Balance With the District/Council/Others- as applicable		Current Year Allocation to District		Fund received in the current Year		Total funds available for scheme	Funds utilised till now Amount & (% in bracket)		Amount for which UC's are pending at the end of previous year	Utilisation Certificate submitted against total available funds for the current year	Amount for which AC's are pending as on date		Remarks
					Central Share	State Share	Central Share	State Share	Central Share	State Share	Central Share	State Share		Central Share	State Share			Of Previous Year	Of current Year	
1	2	3	4	5	6	7	8	9	10	11	12	13	14	15	16	17	18	19	20	21
1	Agriculture (Engineering)		Nil		Operated by Directorate of Agriculture Assam															

Prepared by

Junior Engineer(Agri)
Dibrugarh

Countersigned By

Asstt. Executive Engineer (Agri)
Dibrugarh

B. Schemes for which no funds are received by the Distict/Council

Sl No.	Administrative Department	Scheme Name	Reasons	Remarks if any
1	Agriculture (Engineering)	Funds operated by Directorate of Agriculture, Assam		

Prepared by

Countersigned By

Junior Engineer(Agri)
Dibrugarh

Asstt. Executive Engineer (Agri)
Dibrugarh

Physical Progress of Works under different Schemes/Programmes/Projects across Departments- of Current Year

S.No	Admin Dept	Name of Scheme	Number of Works sanctioned in the current Year	Progress of Current year woks/Services- Categories number of works based on the stage of physical progress					
				100%	75-99%	50-74 %	25-49%	1-25%	Not started
1	Agriculture (Engineering)	Nil	Nil						

Prepared by

Junior Engineer(Agri)
Dibrugarh

Countersigned By

Asstt. Executive Engineer (Agri)
Dibrugarh

Physical Progress of Works under different Schemes /Programmes/Projects across Departments -of Previous Years

S.No	Admin Dept	Name of Scheme	Total Number of Works pending as on the last date of previous Financial Year	Number of Years delayed for completion- as on the last date of last Financial Year- Categories works based on the delay in completion					Progress of Pending works of previous year pending as on the last date of last Financial Year- Categories number of works based on the stage of physical progress					
				Less than 1 Yr	>=1 to<3 Yrs	>=3 to <5 yrs	>= 5	Total	100%	75-99%	50-74 %	25-49%	1-25%	Not started
1	Agriculture (Engineering)	RIDF	Diesel Pump- 223 nos. Solar Pump-17 nos.	Less than 1 Yr								40%		
2		Knowledge Centre at Moran, Dibrugarh					Less than 1 Yr		95%					
3		Knowledge Centre at Panitola, Dibrugarh					Less than 1 Yr		95%					
4		Knowledge Centre at Barbarua, Dibrugarh					Less than 1 Yr				45%			

Prepared by

Junior Engineer(Agri)
Dibrugarh

Countersigned By

Asstt. Executive Engineer (Agri)
Dibrugarh

A. For Schemes : Funds received.

Sl. No.	Admin Dept.	Name of Scheme (Implementation Agency)	PPMS Code & SIS Code	Category CS/ CSS/ State/ EAP etc.	Opening Balance with CNA/SNA/Others as applicable.		Opening Balance with the District/Council / Others-as applicable		Current Year Allocation to District		Fund received in the current year		Total funds available for Scheme	Funds utilized till now Amount & (% in bracket)		Amount for which Uts are pending at the end of previous year	Utilisation Certificate submitted against total available funds for the current year	Amount for which Uts are pending as on date		Remarks
					Central Share	State Share	Central Share	State Share	Central Share	State Share	Central Share	State Share		Central Share	State Share			Of Previous Year	Of Current Year	
1	District Transport Office, Dibrugarh	nil	nil	nil	nil	nil	nil	nil	nil	nil	nil	nil	nil	nil	nil	nil	nil	nil	nil	nil

B. Schemes for which no funds are received by the District/Council

S. No.	Administrative Department	Scheme Name	Reasons	Remarks if any
1	District Transport Office, Dibrugarh	nil	nil	nil



 District Transport Officer
 Dibrugarh

10/06/20

Physical Progress of Works under different Schemes/ Programmes/ Projects across Departments- of Current Year

S. No.	Admin. Dept.	Name of Scheme	Number of Works sanctioned in the current Year	Progress of Current Year works/ Services-Categorise number of							
				100%	75-99%	50-74%	25-49%	25-49%	1-25%	Not started	
1	District Transport Office, Dibrugarh	nil	nil	nil	nil	nil	nil	nil	nil	nil	nil

Physical Progress of Works under different Schemes/ Programmes/ Projects across Departments- of Previous Years

Sl. No.	Admin Dept.	Name of Scheme	Total Number of Works pending as on the last date of previous Financial Year	Number of Years delayed for completion-as on the last date of last Financial Year-Categorise works based on the delay in completion.					Progress of Pending works of previous Years pending as on the last date of last Financial Year-Categorise works based on the stage of physical progress					Remarks
				Less than 1 Yr	>=1 to <3 Yrs	>=3 to <5 Yrs	>=5 yrs	Total	100%	75-99%	50-74%	25-49%	1-25%	
1	District Transport Office, Dibrugarh	Nil												Nil


 District Transport Officer
 District Dibrugarh
 10/06/20

Monthly Status of Fund Receipt and Utilization up to 23.07.2024 of the F.Y 2024-25

Sl. No.	Admin. Dept	Name of Scheme(Implementation Agency)	PFMS Code & SLS Code	Category CS/CSS/State/E AP etc.	Opening Balance With CNA/SNA/Others- as applicable		Opening Balance with the District/Council/Other s- as applicable		Current Year Allocation to district* (Rs. In Lakh)		Fund received in the current Year (Rs. In Lakh)		Total funds available for Scheme (Rs. In Lakh)	Funds utilised- till now Amount & (% in bracket) (Rs. In Lakh)		Amount for which Ucs are pending at the end of previous year (Rs. In Lakh)	Utilisation Certificate submitted against total available funds for the current year (Rs. In Lakh)	Amount for which UCs are pending as on date (Rs. In Lakh)		Remarks	
					Central Share	State Share	Central share	State Share	Central Share	State Share	Central Share	State Share		Central Share	State Share			Of Previous year	Of Current Year		
1	2	3	4	5	6	7	8	9	10	11	12	13	14	15	16	17	18	19	20	21	
1	Health & Family Welfare	1 NHM	AS45	CSS	-	-	-	-	525.00	-	525.00	-	525.00	408.18 (77.75%)	-	-	408.18	-	116.82		
		2 NUHM																			
		3 SU-Swasthyare Samriddhi	N/A																		
		4 PMABHIM	N/A																		
		5 Wage Compensation for PW Scheme	AS219	State	-	-	-	37.86	133.50	-	-	-	171.36	162.55 (94.86%)	-	162.55	8.81				
		6 AYUSH	AS102	CSS	-	-	-	-	-	-	-	-	-	-	-	-	-	-	-	-	
		7 Aspirational District Fund (CSR)	N/A																		
		8 Aspirational District Fund (NITI AAYOG)	N/A																		
		9 15th Finance Commission	N/A	CS	-	-	14.31	-	-	-	1.41	-	15.72	-	2.10	-	2.10	13.62			

Annexure -B

B. Schemes for which no funds are received by District /Council

Sl. No	Administrative Department	Scheme Names	Reasons	Remarks(if any)
1	National Health Mission(NHM)	NIL	NA	Funds are received time to time against approved budget /ROP under NHM Schemes.

Annexure -C

Physical Progress of works under different schemes/Programmes/Projects across Departments -of Current Year

Sl. No.	Admin Department	Name of Scheme	No. of Works Sanctioned in Current Year	Progress of Current Year works/services - categorise no. of works based on stage of physical progress						Remarks
				100%	75-99%	50-74%	25-49%	1-25%	Not Started	
1	NHM, Assam	CSS- Drug Inspector Office	1						1	NDD test result has not received yet
2	NHM, Assam	NAM- Ayush SD	3						3	Site are submerged in flood
3	NHM, Assam	ECRP- 6 bedded ward	5						3	2 nos site are submerged in flood

CSS: Centrally Supported Scheme

NAM: National Ayush Mission

Annexure -D

Physical Progress of works under different schemes/Programmes/Projects across Departments -of Previous Years

Sl. No.	Admin Department	Name of Scheme	Total no. of Works pending as on the last date of previous Financial Year	No. of Years delayed for completion- as on the last date of last financial year- Categorise works based on delay on completion					Progress of Pending works of previous years pending as on the last date of last financial year Categorise works based on stage of physical progress						Remarks	
				Less than 1 yr	>=1 to <3 yrs	>=3 to <5 yrs	>=5 yrs	Total	100%	75-99%	50-74%	25-49%	1-25%	Not started		
1	NHM, Assam	RoP	2	1	1				2		1					
2	NHM, Assam	PMABHM-IPHL- Naharkatia SDCH	1	1						1	1					
3	NHM, Assam	PMABHM-BPHU	2	2					2	5	8	5	1	5	5 nos site has not started- 2 nos due to land issue & 3 nos site are submerged in flood	
4	NHM, Assam	PMABHM-BLSC	26	26					8	18	14			11	11 nos site has not started due to shortage of land	
5	NHM, Assam	ECRP- 6 bedded ward	51	51									1			
6	NHM, Assam	XV-FC	1	1						2			1	1	1 no site has not started by contractor himself	
7	NHM, Assam	NAM- Ayush SD	4	4												
8	NHM, Assam	XV Health Grant- In House Lab	41	0					41							

RoP: Record of Proceeding
 PMABHM:Pradhan Mantri Ayushman Bharath Health Infrastructure Mission
 IPHL: Integrated Public Health Laboratory
 BPHU:Block Primary Health Unit
 BLSC: Building Less Sub Health Centre
 ECRP: Emergency Covid Response Plan
 XV:Fifteenth Finance Commission
 NAM: National Ayush Mission

JUNE & JULY

Monthly status of Fund receipt and utilisation for the Month of Year 2024.


A. For Schemes: Funds received.

S.No.	Admin. Dept.	Name of Scheme (+Implementation Agency)	PFMS Code & SIS Code	Category CS/CSS/State/EAP etc	opening Balance with CAN/SNA/Others as applicable.		Opening Balance with the District/Council/Others as applicable		Current year Allocation to District		Fund received in the current Year		Total Funds available for Scheme	Funds utilised till now Amount & (% in bracket)		Amount for which UCs are pending at the end of previous year	Utilisation Certificate submitted against total available funds for the current year	Amount for which UCs are pending as on date.		Remarks
					Central Share	State Share	Central Share	State Share	Central Share	State Share	Central Share	State Share		Central Share	State Share			Of previous Year	Of Current Year	
1	2	3	4	5	6	7	8	9	10	11	12	13	14	15	16	17	18	19	20	21
1	DISTRICT SPORTS OFFICER, DIBRUGARH	NIL	NIL	NIL	NIL	NIL	NIL	NIL	NIL	NIL	NIL	NIL	NIL	NIL	NIL	NIL	NIL	NIL	NIL	NIL


 District Sports Officer,
 Dibrugarh
 District Sports Officer
 Dibrugarh, Assam


B. Schemes for which no funds are received by the District/Council:

S.No.	Administrative Department	Scheme Name	Reasons	Remarks if Any
1	DISTRICT SPORTS OFFICER, DIBRUGARH	NIL	NIL	NIL
2				


District Sports Officer,
Dibrugarh
District Sports Officer
Dibrugarh, Assam


Physical Progress of Works under different Schemes/Programmers/Projects across Departments- of Current Year

S.No.	Admin. Dept	Name of Scheme	Number of Works sanctioned in the current Year	Progress of Current Year works/Services- Categorise number of works based on the stage of physical progress						
				100%	75-99%	50-74%	25-49%	1-25%	Not Started	
1	DISTRICT SPORTS OFFICER, DIBRUGARH	NIL	NIL	NIL	NIL	NIL	NIL	NIL	NIL	NIL


 District Sports Officer,
 Dibrugarh
 District Sports Officer
 Dibrugarh, Assam

Physical Progress of Works under different Schemes/Programmers/Projects across Departments- of Previous Year

S.No	Admin. Dept	Name of Scheme	Total Number of Works pending as on the last date of previous Financial Year	Number of years delayed for completion - as on the last date of last Financial Year Categorise works based on the delay in completion.					Progress of Pending works of previous Years pending as on the last date of last Financial Year Categorise works based on the stage of physical progress						
				Less than 1 Yr	>=1 to <3 Yrs	>=3 to <5 yrs	>=5	Total	100%	75-99%	50-74%	25-49%	1-25%	Not Started	
1	DISTRICT SPORTS OFFICER, DIBRUGARH	NIL	NIL	NIL	NIL	NIL	NIL	NIL	NIL	NIL	NIL	NIL	NIL	NIL	NIL


 District Sports Officer,
 Dibrugarh
 District Sports Officer
 Dibrugarh, Assam

Status of fund receipt and utilization for the month of May/2024

A. For schemes : Funds Received

Sl No.	Admin Department	Name of Scheme (+ Implementation Agency)	PMFS Code & SLS Code	Category CS/CSS/ State/EA P etc	Opening Balance with CNA/SNA/Others as applicable		Opening Balance with District/Council/ Others as applicable		Current Year to allocation District*		Funds received in Curent year		Total Funds available for scheme (Rs. In Lakhs)	Funds Utilised till now Amount & (% in bracket) (Amount in Lakhs)		Amount for which UC s are pending at the end of previous year	Utilisation Certificate submitted against total available funds for the current year	Amount for which UC s are pending as on date		Remarks	
					Central Share	State Share	Central Share	State Share	Central Share	State Share	Central Share	State Share		Central Share	State Share			Central Share	State Share		
1	2	3	4	5	6	7	8	9	10	11	12	13	14	15	16	17	18	19	20	21	
1	Women & Child Development Department, Assam	POSHAN Abhiyaan	[AS204]	CSS	1453500	161500			1453500	161500	1453500	161500	1615000	0	0	nil	nil	nil	nil		
2		Supplementary Nutrition Programme	[AS205]	CSS			Nil		8821000.00		8821000.00		8821000	NIL	NIL	NIL	NIL	N/A	NIL		
3		Sakhi One Stop Centre	[AS236]	CSS	Nil		Nil		Nil		Nil		Nil			Nil	Nil	Nil	Nil		FY- 2023-24 SoE & UC already Submitted (Rs. 2087300)
4		Beti Bachao Beti Padhao	[AS30]	CSS	Nil		Nil		Nil		Nil		Nil			Nil	Nil	Nil	Nil		FY- 2023-24 SoE & UC already Submitted (Rs. 3000000)
5		District Hub for Empowerment of Women	[AS241]	CSS	Nil		Nil		Nil		Nil		Nil		0		Nil	Nil	Nil	Nil	FY- 2023-24 SoE & UC already Submitted (Rs. 1105000)


 For District Social Welfare Officer
 Dibrugarh

6	CSR				0	0	0	0	0	0	0	0	0	0	0	0	0	0	FY 2023-24
7	SOPD	-	STATE		0	0	0	0	0	0	0	0	0	0	0	0	0	0	FY 2023-24
8	RIDF Phase II	-	STATE		0	0	72735000.00	0	35327235.00	0	35327235.00	108062235.00	0	50131200.00	Nil	0	0	0	FY 2023-24
9	NIDA	-	STATE		0	0	268150000.00	0	52913822.00	0	52913822.00	321063822.00	0	131025000.00	Nil	0	0	0	FY 2023-24
10	SC & BC Component	-	STATE		0	0	26637389.00	0	0	0	0	26637389.00	0	5085360.00	Nil	0	0	0	FY 2023-24


 District Social Welfare Officer
 Dibrugarh

Annexure -B

B. Schemes for which no funds are received by District /Council

Sl. No	Administrative Department	Scheme Names	Reasons	Remarks(if any)
	NIL	NIL	NIL	


District Social Welfare Officer
Dibrugarh

Annexure -C

Physical Progress of works under different schemes/Programmes/Projects across Departments -of Current Year

Sl. No.	Admin Department	Name of Scheme	No. of Works Sanctioned in Current Year	Progress of Current Year works/services - categorise no. of works based on stage of physical progress						Remarks
				100%	75-99%	50-74%	25-49%	1-25%	Not Started	
		NIL	NIL							

For District Social Welfare Officer
Dibrugarh

Annexure -D

Physical Progress of works under different schemes/Programmes/Projects across Departments -of Previous Years

Sl. No.	Admin Department	Name of Scheme	Total no. of Works pending as on the last date of previous Financial Year	No. of Years delayed for completion- as on the last date of last financial year- Categorise works based on delay on completion					Progress of Pending works of previous years pending as on the last date of last financial year Categorise works based on stage of physical progress						Remarks
				Less than 1 yr	>=1 to <3 yrs	>=3 to <5 yrs	>=5 yrs	Total	100%	75-99%	50-74%	25-49%	1-25%	Not started	
		NIL	NIL												


 For District Social Welfare Officer
 Dibrugarh

Monthly status of Fund receipt and utilisation for the Month of June Year 2024

A. For Schemes: Funds received.

S.No	Admin. Dept.	Name of Scheme (*Implementation Agency)	PFMS Code & SLS Code	Category CS/CSS/ State/ EAP etc.	Opening Balance with CNA /SNA/Others- as applicable.		Opening Balance with the Divinies/Council/ Others- as applicable.		Current Year Allocation to District*		Fund received in the current Year		Total funds available for Scheme	Funds utilised- till now Amount & (% in bracket)		Amount for which UCs are pending at the end of previous year	Utilisation Certificate submitted against total available funds for the current year	Amount for which UCs are pending as on date.		Remarks
					Central Share	State Share	Central Share	State Share	Central Share	State Share	Central Share	State Share		Central Share	State Share			Of Previous Year	Of Current Year	
1	2	3	4	5	6	7	8	9	10	11	12	13	14	15	16	17	18	19	20	21
		NIL			NIL	NIL	NIL	NIL					NIL							NIL

* = will be provided by the HOD / Concerned Agency. PFMS: Public Finance Management System; SLS: State Linked Scheme-State Code.

B. Schemes for which no funds are received by the District/ Council: For (Please visit <https://www.indiafund.gov.in/index.php>, and concerned Ministry / Departmental website to know the list of Central schemes of current and previous year)

S.No	Administrative Department	Scheme Name	Reasons	Remarks if any
1		NIL		NA
2				

[Signature]
 Chief Executive Officer
 Dibrugarh Electrical Circle
 (P.O.C. IUAR) Dibrugarh

Annexure-C.

Physical Progress of Works under different Schemes/ Programmes/Projects across Departments- of Current Year

S.No	Admin. Dept.	Name of Scheme	Number of Works sanctioned in the current Year	Progress of Current Year works / Services- Categorise number of works based on the stage of physical progress					
				100%	75-99%	50-74%	25-49%	1-25%	Not started
		NIL	NIL	NA	NA	NA	NA	NA	NIL

Annexure-D

Physical Progress of Works under different Schemes/ Programmes/Projects across Departments- of Previous Years

S.No	Admin. Dept.	Name of Scheme	Total Number of Works pending as on the last date of previous Financial Year	Number of Years delayed for completion - as on the last date of last Financial Year-Categorise works based on the delay in completion.					Progress of Pending works of previous Years pending as on the last date of last Financial Year-Categorise works based on the stage of physical progress				
				Less than 1 Yr	>=1 to <3 Yrs	>=3 to <5Yrs	>=5	Total	100%	75-99%	50-74%	25-49%	1-25%
		NIL						NIL	NA	NA	NA	NA	NA


 Chief Executive Officer
 Dibrugarh Electrical Circle
 APDCL, (IJAR) Dibrugarh

Monthly status of Fund receipt and utilisation for the Month of June Year/ 2024.

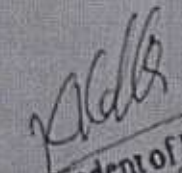
A. For Schemes: Funds received.

S.No.	Admin Dept.	Name of Scheme	PFMS Code/SLS Code	Category from: ESCSS, LAF etc.	Opening Balance with the District/Council Office as applicable		Current Year Allocation by District*		Fund received in the current Year		Total funds available for Scheme	Funds utilized till now Amount A/Cs as bracketed		Amount for which UCs are pending at the end of previous year	Utilization Certificate submitted against total available funds for the current year	Amount for which ULs are pending as on date		Remarks		
					Central Share	State Share	Central Share	State Share	Central Share	State Share		Central Share	State Share			Of Previous Year	Of Current Year			
1	2	3	4	5	6	7	8	9	10	11	12	13	14	15	16	17	18	19	20	21
NIL																				

* will be provided by the HUD / Concerned Agency. PFMS - Public Finance Management System, SLS - State Linked Scheme- State Code

B. Schemes for which no funds are received by the District/ Council. For those year 2023 and concerned Ministry / Department wishes to know the list of Central schemes received and previous year.

S.No.	Administrative Department	Scheme Name	Reasons	Remarks if any
1	NIL			
2				


 Superintendent of Excise
 Dibrugarh

Annexure-C

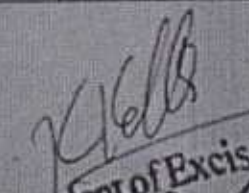
Physical Progress of Works under different Schemes/ Programmes/Projects across Departments of Current Year

S No	Admin Dept	Name of Scheme	Number of Works sanctioned in the current Year	Progress of Current Year works / Services - Categorical number of works based on the stage of physical progress					
				100%	75-99%	50-74%	25-49%	1-25%	Not started
N/A									

Annexure-D

Physical Progress of Works under different Schemes/ Programmes/Projects across Departments of Previous Years

S No	Admin Dept	Name of Scheme	Total Number of Works pending as on the last date of previous Financial Year	Number of Years delayed for completion - as on the last date of last Financial Year - Categorical works based on the delay in completion					Progress of Pending works of previous Years pending as on the last date of last Financial Year - Categorical works based on the stage of physical progress					
				Less than 1 Yr	≥1 to <3 Yrs	≥3 to <5 Yrs	≥5	Total	100%	75-99%	50-74%	25-49%	1-25%	Not started
N/A														


 Superintendent of Excise
 Dibrugarh

MONTHLY STATUS OF FUND RECEIPT AND UTILISATION FOR THE MONTH OF APRIL 2024

A. For Schemes : Fund received.

Sl No	Admin Dept.	Name of scheme + Implementation Agency	PFMS Code & SLS Code	Category CS/CSS / State / EAP etc	Opening Balance with CNA /SNA/ Others		Opening Balance with Dist / Council / Others		Current Year Allocation to District*		Fund received in the current year		Total funds available for scheme	Funds utilised till now amount & (% in bracket)		Amount for which UCs are pending at the end of previous year	Utilisation certificate submitted against total available funds for the current year	Amount for which UCs are pending as on date		Remarks
					Central Share	State Share	Central Share	State Share	Central Share	State Share	Central Share	State Share		Central Share	State Share			Of previous yr	Of current Yr	
1	2	3	4	5	6	7	8	9	10	11	12	13	14	15	16	17	18	19	20	21
1	DVO, Dibrugarh				NIL		NIL		NIL		NIL		NIL	NIL		NIL	NIL	NIL	NIL	

*will be provided by the HOD / Concerned agency, PFMS: Public Finance Management System ; SLS: State Linked Scheme- State Code

Annexure -B

B. Schemes for which no funds are received by the District / Council :

Sl No	Administrative Department	Scheme Name	Reasons	Remarks if any

Annexure- c

Physical Progress of Works under different schemes / Programmes / Projects across Departments- of current year

Sl No	Admin Dept	Name of Scheme	Number of works sanctioned in the current	Progress of current year works / services – categorise number of works based on the stage of physical progress					
				100%	75-99%	50-74%	25-49%	1-25%	Not started
1	NIL	NIL							
2									

Annexure-D

Physical Progress of Works under different schemes / Programmes / Projects across Departments- of Previous years

Sl No	Admin Dep	Name of the scheme	Total No of works pending as on the last date of previous financial year	Number of years delayed for completion – as on the last date of last financial year- categorise works based delay in completion.					Progress of pending works of previous years pending as on the last date of last financial year-Categorise works based on the stage of physical progress						
				Less than 1 year	>=1 to <3 Yrs	>=3 to <5 Yrs	>=5	Total	100%	75-99%	50-74%	25-49%	1-25%	Not started	
1		NIL	NIL												

Dist AH & Vety Officer

Dibrugarh

Monthly status of Fund receipt and utilisation for the Month of July/Year,2024 upto 19/07/2024

A.For Schemes: Funds received

S No.	Admin. Dept.	Name of Scheme (+Implementation Agency)	PFMS Code and SLS Code	Category CS/CSS/State/EAP etc.	Opening Balance with CAN/SNA/Other -as applicable		Opening Balance with District/Council/ Other -as applicable		Current Year Allocation to District*		Fund received in the current Year		Total funds available for Scheme	Fund utilised-till now Amount & (% in bracket)		Amount for which Ucs are pending at the end of previous year	Utilisation Certificate submitted against total available funds for the current year	Amount for which Ucs are pending as on date		Remarks
					Central share	State Share	Central share	State Share	Central share	State Share	Central share	State Share		Central share	State Share			Of Previous Year	Of Current Year	
1	2	3	4	5	6	7	8	9	10	11	12	13	14	15	16	17	18	19	20	21
1	Education	Samagrah Siksha	AS 149	CSS	NIL	NIL	-	-	-	-	575.99	575.99	575.99	-	445.77 (77.39%)	-	-	-	-	
2	Education	PM-Shri	AS 267	CSS	NIL	NIL	-	-	-	-	101.33	101.33	101.33	-	48.34 (48%)	-	-	-	-	
3	Education	PM-POSHAN	AS 11	CSS	NIL	NIL					482.69	482.69	482.69	-	482.69 (100%)	-	-	-	-	

* will be provided by the HOD/Concerned Agency. PFMS:Public Finance Management System;State Linked Scheme-State Code

Annexure-B

B. Scheme for which no funds are received by the District/Council:

S No.	Administrative Department	Scheme Name	Reasons	Remarks if any
1	Education	NIL	NIL	NIL

Physical Progress of Works under different Schemes/Programmes/Projects across Departments of Current Year

S No.	Admin. Dept.	Name of Scheme	Number of works sanctioned in the current Year	Progress of Current Year works/Service-Categorise number of works based on the stage of physical progress						Remarks
				100%	75%-99%	50%-74%	25%-49%	1-25%	Not Started	
1	SSA	Additional Class Room (RIDF)	14	-	14	-	-	-	-	-

Physical Progress of Works under different Schemes/Programmes/Projects across Departments of Previous Year

S No.	Admin. Dept.	Name of Scheme	Number of works pending as on the last date of Previous Financial Year	Numbers of Years delayed for completion- as on the last date of last Financial Year- Categorise works based on the delay in completion					Progress of Pending works of Previous Year pending as on the last date of last Financial Year- Categorise works based on the stage of physical progress					Remarks
				Less than 1	>=1 to <3 Yrs	>=3 to <5 Yrs	>=5	Total	100%	75%-99%	50%-74%	25%-49%	1-25%	
1	SSA	PM Shree	9	9	-	-	-	-	-	-	9	-	-	
2	SSA	Children & Adoloscents Libraries & Digital Infrastructure	92	-	-	-	-	-	92	-	-	-	-	
3	Secondary Education (RMSA)	Major Repairing	23	23	-	-	-	-	-	-	23	-	-	2nd installment not yet released from SMO, Assam
4	Secondary Education (RMSA)	Boys' Toilet	7	-	-	-	-	-	7	-	-	-	-	
5	Secondary Education (RMSA)	Boundary Wall	4	4	-	-	-	-	-	-	4	-	-	2nd installment not yet released from SMO, Assam
6	Secondary Education (RMSA)	Girls' Toilet	2	-	-	-	-	-	2	-	-	-	-	
7	Secondary Education (RMSA)	Ramp & Railing	2	-	-	-	-	-	2	-	-	-	-	
8	Elementary Education(SSA)	Boys' Toilet	6	-	-	-	-	-	6	-	-	-	-	

9	Elementary Education(SSA)	Girls' Toilet	3	-	-	-	-	-	3	-	-	-	-	-	
10	Elementary Education(SSA)	Ramp & Railing	14	-	-	-	-	-	14	-	-	-	-	-	
11	Elementary Education(SSA)	Additional Class Room	8	8	-	-	-	-	-	8	-	-	-	-	3rd installment not yet released from SMO,Assam
12	Elementary Education(SSA)	Dilapidated ACR LP	8	8	-	-	-	-	-	7	-	-	-	1	1nos. Not started due to school is situated at Dibru -Saikhowa National Park
13	Elementary Education(SSA)	Dilapidated ACR UP	1	-	-	-	-	-	-	1	-	-	-	-	3rd installment not yet released from SMO,Assam
14	Elementary Education(SSA)	Boundary Wall	9	9	-	-	-	-	-	3	-	-	-	6	6 nos. school not started due to land not available.
15	Elementary Education(SSA)	Major Repairing	7	7	-	-	-	-	-	7	-	-	-	-	3rd installment not yet released from SMO,Assam