

MINUTES OF THE DISTRICT DEVELOPMENT COMMITTEE (DDC) MEETING DIBRUGARH DISTRICT FOR THE MONTH OF OCTOBER 2024 HELD ON 19/10/2024 AT 10:30 AM

VENUE: Conference Hall, DC's Office

DATE: 19th October, 2024 at 10.30 AM

The meeting was presided over by Shri Anup Kumar Brahma, ACS, District Development Commissioner, Dibrugarh.

At the very beginning he welcomed all the members present in the meeting.

The meeting started with Department- wise Power Point Presentation as follows

| Sl. No | Sector | Administrative Department | Scheme/ Project/ Programme | Decision/ Action to be taken | Agency responsible & Timeline |
|--------|----------|---------------------------|---|---|--|
| 1 | Social | Education | 1.Support to Tea Garden Area schools 2. Volunteers providing Remedial classes to learners of TG area school 3. Activities conducted under Special Training 4. PM SHREE SCHOOLS 5. Children & Adolescents Library 6. Vocational Education | The DDC, Dibrugarh reviewed the performance of all the schemes presently ongoing under Education Department and directed Inspector of School Dibrugarh to monitor the progress. | Inspector of School |
| 2 | Social | Health | | The DDC, Dibrugarh asked Joint Director Health and Family Welfare, Dibrugarh to expediate all construction works and complete all scheme within stipulated timeline. | Joint Director; Health and Family Welfare Department |
| 3 | Social | Sports | 1.NLCPR 2.SOPD | The DDC, Dibrugarh reviewed the construction related to sports infrastructure development schemes in Dibrugarh. | District Sports Officer |
| 4 | Economic | Agriculture | 1.PM Kisan Scheme 2.PMKSY Scheme 3.PMFBY Scheme 4.FNS – Rabi Season 5. RKVY – Rabi Season 6.KCC 7.Digital Crop Survey | The DDC, Dibrugarh asked District Agriculture Officer, Dibrugarh to complete pending Aadhar seeding for PM Kisan Scheme. The DDC, Dibrugarh reviewed the progress of all the schemes implemented under Agriculture Department. | District Agriculture Department |

| | | | | | |
|---|----------|--|---|---|---|
| 5 | Economic | Agriculture Engineering | 1.SMAM 2. RIDF | Regarding installation of STW (Diesel/Electrical/Solar) Ph II, the Assistant Executive Engineer, Agricultural Engineering Department, Dibrugarh informed that 169 nos. of STW (134 Diesel, 50 Solar) commissioning have been on going. 23 nos. of SPV water pumping system at 85% subsidy have been commissioned under RIDF-XXIX and remaining ongoing. Collection of beneficiary share have been going on for SMAM 2024-25. | Assistant Executive Engineer Agricultural Engineering |
| 6 | Economic | Soil Conservation | 1.SOPD-G 2.RIDF | The DDC, Dibrugarh reviewed all departmental works. The Representative from Soil Conservation Department informed that 2 nos. of new proposals under RIDF have been submitted but yet to be sanctioned. | Divisional Officer, Soil Conservation |
| 7 | Economic | Animal Husbandry and Veterinary Department | 1.Progress on Artificial Insemination 2. Status on Vaccination 3. Status Of Chief Ministers Flagship Programme 4. KCC 5. National Livestock Mission 6. Performance of MVUs | Target of AI for the year 2024-25: 17,768 nos. ➤ Nos. of Artificial Insemination done for the month of September 2024 have been 910 nos. and Cumulative nos. (From April to September, 2024) have been 5,264 nos. ➤ Nos. of AI borne Calf born for the month of August, 2024 have been 218 nos. and Cumulative nos. From April to July, 2024) 773 nos. ➤ 23,000 Nos. of VACCINE doses received and Utilised under LHDCP. Status of Flagship Programme : ➤ Total Application received and send to bank: 392 Nos ➤ Total application sanctioned by Bank: 22 Nos ➤ Total application rejected by bank : 06 Nos. ➤ Total Applications pending at Bank: 364 Nos. | District Veterinary Officer |
| 8 | Economic | Dairy Development | | The District Dairy Development Officer, informed that installation of machineries have been under process and commissioning would be done in November, 2024. | District Dairy Development Officer |

| | | | | | |
|----|----------|---|---|--|---|
| 9 | Economic | Handloom and Textile Department | 1. Swanirbhar Naari 2. SAMARTH | The DDC, Dibrugarh reviewed the Swanirbhar Naari Scheme in detail. The Assistant Director, Handloom & Textile Department, Dibrugarh informed that 20% discount would be given to items purchased under Swanirbhar Naari. | Assistant Director, Handloom & Textile Department |
| 10 | Economic | Sericulture | 1. Augmentation of Eri silkworm food plantation. | The DDC, Dibrugarh reviewed the schemes of Sericulture Department. The Assistant Director, Sericulture Department informed about the prospect of Era Tree Plantation in Sukani Amrit Saroval Site of Naharkatia. | Assistant Director, Sericulture Department |
| 11 | Economic | Industries, Commerce & Public Enterprises | 1. Atmanirbhar Asom Abhijan 2. PM Vishwakarma Scheme 3. Prime Minister Employment Generation Program 4. Pradhan Mantri Formalisation of Micro Food Processing Enterprises 5. UDYAM Registration | The General Manager, DICC informed the following details on Atmanirbhar Asom Abhijan: <ul style="list-style-type: none"> ➤ Total applications of the Dibrugarh District: 3213 ➤ No. of Applicants applied 1st Interview: 2800 ➤ No. of Demand Draft Issued: 1390 The DDC, Dibrugarh had a detailed discussion on the progress of PM Vishwakarma Scheme and PMEGP and PMFME. There have been 5783 Nos. of UDYAM registration for the year 2024-25(Till the month of September). | General Manager, District Industries and Commerce Department |
| 12 | Economic | Fishery Department | 1.Pradhan Mantri Matsya Sampada Yojana (PMMSY) 2. KCC 3. Group Accidental Insurance Scheme (GAIS) | The following details have been presented on the progress of (PMMSY) for the year 2023-24 by the District Fishery Development Officer, Dibrugarh: <ul style="list-style-type: none"> • Civil works under progress for 60 nos. of New Rearing Ponds. • Civil works under Progress for 61 nos. New Pond Construction under NEH • Procurement process have been going on for 61 nos. of Inputs for Fish Farming under NEH and FL Stockings in wetlands • Civil works under progress for Mini Feed Mill • Procurement process have been going on for Three-wheeler with ice box. • 1000 nos. of Livelihood support to Fishers have been completed. | District Fishery Development Officer |

| | | | | | |
|----|----------------|--|---|--|--|
| | Economic | Fishery Department | | <p>Status report for KCC loan under Fishery Department:</p> <ul style="list-style-type: none"> ➤ Total Nos. of KCC proposal Submitted to Bank Branch : 772 Nos ➤ Total Nos. of KCC rejected by Bank Branch : 338 Nos. ➤ Total Nos. of KCC proposal are pending in bank branches : 405 Nos. ➤ Total Nos. of KCC sanctioned by Bank Branch: 29 Nos. <p>The District Fishery Development Officer, Dibrugarh informed that 7279 nos. of Fishers have been insured till date under Group Accidental Insurance Scheme (GAIS).</p> <p>The District Fishery Development Officer, Dibrugarh raised the issue of fodder for fish mills. In this regards he emphasized on soya cultivation in the district.</p> | District Fishery Development Officer |
| 13 | Infrastructure | Public Works Department National Highway | 1.The Reconstruction of pavement from Ch 47495 to Ch 65.934 (Length= 17.984 km) | The Reconstruction of pavement from Ch 47495 to Ch 65.934 (Length= 17.984 km) of the newly declared NH 315-A (from Jeypore to Hukanjuri) in the state of Assam under Annual Plan for the year 2021-22 on EPC mode have been under progress with 70% of physical progress | Executive Engineer, Public Works Department National Highway |
| 14 | Infrastructure | Irrigation | SOPD-G | <p>50% physical progress have been achieved so far for the scheme 'Solar Powered TW scheme at Tingkgong LAC, Kololowa Gaon Area (19 Points)'.</p> <p>Works of Aithan Dighala Gaon Solar Powered MDTW Irrigation Scheme (1 point) have been ongoing with physical progress of 80% , Solar Powered MDTW (2 Points) at Romai Area with physical progress of 40%, Solar Powered MDTW (3 Points) at Niz Rahmaria Area with 14% physical progress and Solar Powered MDTW Irrigation Scheme at Paniera Gaon (3 Points) Work order issued & Work not yet started due to unfavourable site condition.</p> <p>The Executive Engineer, Irrigation Department (Naharkatia Duliajan Division) informed that new proposal has been</p> | Executive Engineer, Irrigation |

| | | | | | |
|----|--------------------------------------|-----------------------------------|---|---|--|
| | | | | submitted under RIDF and SOPD but approval has yet to be accorded. | |
| 15 | Infrastructure Infrastructure | APDCL APDCL | 1.Assam Power Distribution System Enhancement and Loss Reduction Project 2. Revamped Distribution Sector Scheme (RDSS) 3. PM Surya Ghar Muft Bijli Yojana | Chief Executive Officer, APDCL informed that: <ul style="list-style-type: none"> 2970 Nos. of 9.75 Mtr. PSC Poles out of 4774 Nos. & 1081 Nos. of 8.5 Mtr. PSC Poles out of 1551 Nos. and 10 Nos. of 25 KVA DTR, 19 Nos. of 63 KVA & 16 Nos. of 100 KVA DTR have been erected till date under Installation of new Distribution Transformer along with HT line, HT line with MVCC and LT AB cable shall be constructed at various location in Dibrugah to reduce the line loss under Externally Aided Project (EAP) funded by AIIB (PHASE-II). He further <p>Regarding Revamp Distribution Sector Scheme (RDSS), vendor was terminated and would be completed by December, 2024.</p> <p>For <u>PM Surya Ghar Muft Bijli Yojana</u> :</p> <ul style="list-style-type: none"> Total no of application submitted: 2546 Total no of Installed Solar Rooftop Plant :40 Total installed capacity till now in Dibrugarh Electrical Circle (in kw): 151KW Pipe line work for Solar Rooftop Plant: 69 Nos of RTS of capacity 185 KW. | Chief Executive Officer, APDCL Chief Executive Officer, APDCL |
| 16 | Infrastructure | Transport Department | | The District Transport Officer, Dibrugarh informed that during FY 2024-25- Rs 36,06,93,234/- have been collected out of the revenue target 109 Crs. | District Transport Officer |
| 17 | Infrastructure | Public Works Department Building | 1.NLCPR 2.CIDF 3.SOPD ODS 4. SOPD 5.Untied Fund 6.5 th Assam State Finance Commission | The DDC, Dibrugarh reviewed the progress of all the construction scheme implemented under Public Works Department Building, Duliajaan & Naharkatia Division. | Executive Engineer, Public Works Department Building |
| 18 | Infrastructure | Border Protection and Development | 1.Border Areas Development Programme (BADP) | The scheme “Renovation of Sukanjuri BOP under Annual Action Plan of Border Development Activities in the Inter-State Border for the year 2022-23 in Dibrugarh district, Assam” have been ongoing and | Executive Engineer, PWD, Building |

| | | | | | |
|----|--------------------------------------|--|---|---|---|
| | | | | achieved 83% physical progress and expected date of completion would be 31/10/2024. | Chabua, Naharkatia & Duliajan Division |
| 19 | Infrastructure Infrastructure | Public Health Engineering Department Public Health Engineering Department | 1.JJM 2.Swach Bharat Mission - Gramin, Assam | The DDC, Dibrugarh reviewed the progress of scheme in Dibrugarh district and asked the Executive Engineering, Public Health Engineering Department to expediate the progress and resolved all issues in consultation with concerned departments. The Executive Engineering, Public Health Engineering Department informed that the target of 5406 nos. of IHHL, Ph-II (Non-DBT) have been completed. | Executive Engineering, Public Health Engineering Department |
| 20 | Infrastructure | Public Works Department (Roads) (DCLKT) | 1.PMGSY 2.SOPD-G 3.Central Road & Infrastructure Fund 4. Central Road Fund (CRF) 5. RIDF 6. SOPD-G 7. Mukhya Mantrir Pakipath Nirman Achani 8. Mukhya Mantrir Unnoto Pakipath Nirman Achani 9. Mukhya Mantrir Mothauri Pakikaran Achani 10. Mukhya Mantrir Path Nobikaran Achani | The Executive Engineer, Public Works Department (Roads) (DCLKT) informed that 82% of progress have achieved so far for the scheme “Flyover at Junction Point of Convoy Road with NH-37 leading Amulapatty near Jalan Bus Terminus, Dibrugarh” and target date of completion would be December, 2024 The DDC, Dibrugarh asked to expediate the progress of all ongoing schemes. | Executive Engineer, Public Works Department (Roads) |
| 21 | Infrastructure | Housing and Urban Affairs | 1.Pradhan Mantri Awas Yojana Housing for All (Urban) | The City Project Manager, Pradhan Mantri Awas Yojana (Urban) informed that out of 5,626 nos. of approved beneficiaries, 4,869 nos. of Beneficiaries have been finalized, 4,746 nos. of beneficiaries have received 1 st Installment, 3,438 nos. of beneficiaries have received 2 nd instalment, 735 nos. have received 3 rd installment and 2,415 nos. of houses have been completed so far. | City Project Manager, PMAYU |

| | | | | | |
|----|---|---------------------------|--|---|---|
| 22 | Infrastructure | Water Resource Department | 1. SOPDG 2.SOPD-FDR 3.RIDF 4.NIDA 5.CIDF 6.World Bank | The Executive Engineer, Water Resource Department Dibrugarh informed that most of the ongoing scheme would be completed by November/December, 2024. | Executive Engineer, Water Resource Department |
| 23 | Reforms, Governance Facilitation & Regulation | Excise | | The DDC, Dibrugarh reviewed the details of revenue collection. | Inspector of Excise |
| 24 | Reforms, Governance Facilitation and Regulation | Forest Department | 1.CAMPA | The DDC, Dibrugarh reviewed the details of activities performed under CAMPA Scheme. | Divisional Forest Officer, (SF) |

The Meeting ended with vote of thanks from the chair.

District Development Commissioner
Dibrugarh

Date: / /2024

Memo No.TND-27/8/2023-T&P-DBR/

Copy to:

- 1) The Addl. Chief Secretary to the Govt. of Assam, Transformation and Development Deptt, Dispur, Guwahati -6 for favour of kind information.
- 2) The Commissioner, Upper Assam Division, Jorhat for favour of kind information.
- 3) The Joint Director, Evaluation and Monitoring Division, Transformation and Development Deptt, Dispur Guwahati -6 for favour of kind information.
- 4) The Joint Director, DCP, Transformation and Development Deptt, Dispur Guwahati -6 for favour of kind information.
- 5) All Additional Deputy Commissioner, Dibrugarh for information.
- 6) All Dist. Heads of Departments, Dibrugarh for information and necessary action. They are requested to take action relating to their Deptt./Sector and submit action taken report latest by next 3rd day of the month.
- 7) All Circle Officers, Rev. Circle for information and necessary action.
- 8) The District Informatics Officer, NIC, Dibrugarh. He is requested to upload the minutes in the district website.

(e-signed)
District Development Commissioner,
Dibrugarh

Status of Fund Received and Utilized upto October 2024 for the FY 2024-25
Annexure A

A. For Schemes - Fund received

(Amount Shown in Lac)

| Sl. No. | Admin Dept. | Name of Scheme/Implementation Agency | PMFS Code & SLS Code | Category CS/CSS /State/ EAP etc. | Opening Balance With CAN/SNA/Others as applicable | | Opening Balance with the District/Council/ Others as applicable | | Current Year Allocation to District* | | Fund Received in Current Year | | Total Fund Available for Scheme | Fund utilized till now Amount & % in bracket | | Amount for which UCs are pending at the end of previous year | Utilisation Certificate submitted against Total Available funds for the current year | Amount for which UCs are pending as on date | | Remarks |
|------------------------|--|--------------------------------------|----------------------|----------------------------------|---|-------------|---|-------------|--------------------------------------|-------------|-------------------------------|-------------|---------------------------------|--|-------------|--|--|---|-------------|---------|
| | | | | | Central Share | State Share | Central Share | State Share | Central Share | State Share | Central Share | State Share | | Central Share | State Share | | | Central Share | State Share | |
| | | | | | 6 | 7 | 8 | 9 | 10 | 11 | 12 | 13 | | 14 | 15 | | | 16 | 17 | |
| Sector: Infrastructure | | | | | | | | | | | | | | | | | | | | |
| 1 | Public Health Engineering (Dibrugarh Division) | 114 | Jal Jeevan Mission | AS 65 | CSS | - | - | 9,860.40 | 1,095.60 | 9,860.40 | 1,095.60 | 1,328.48 | 9664.77(87.87%) | 962.75(87.87%) | NIL | NIL | NIL | NIL | | |
| | | 115 | SCSP | | CSS | - | - | - | - | - | - | - | - | - | - | - | - | - | - | |
| | | 116 | SBM-G | AS 66 | CSS | - | - | 49.20 | 5.47 | 49.20 | 5.47 | 33.95 | 18.64(37.88%) | 3.07(37.84%) | NIL | NIL | NIL | NIL | | |
| | | 117 | NMDFP | Au 77 | CSS | - | - | - | - | - | - | - | - | - | - | - | - | - | - | |



 Accounts Officer, PHE
 Dibrugarh (PHE) Division
 Dibrugarh

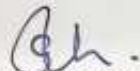

 Executive Engineer, PHE
 Dibrugarh (PHE) Division
 Dibrugarh

Annexure-B

B. Schemes for which no funds are received by the District/Council:

| S.No | Administrative Department | Scheme Name | Reasons | Remarks if any |
|------|---------------------------|-------------|---------|----------------|
| 1 | NIL | NIL | NIL | NIL |
| 2 | NIL | NIL | NIL | NIL |


Accounts Officer, PHE
Dibrugarh (PHE) Division
Dibrugarh


Executive Engineer, PHE
Dibrugarh (PHE) Division
Dibrugarh

Annexure - C

Physical Progress of Works under different Schemes/Programmes/Projects across Departments of Current Year (November 2024)

| Sl. No | Admin Dept | Name of Scheme | Number of Works Sanctioned in the current year/Since Inception of JIM (2020-21) | Progress of Current Year works/Service/Categorise number of works | | | | | Remarks | |
|--------|--------------------------|----------------------------|---|---|--------|--------|--------|-------|---------|-------------|
| | | | | 100% | 75-99% | 50-74% | 25-49% | 1-24% | | Not Started |
| 1 | PHED, Dibrugarh division | JIM (retrofitting of PWSS) | 219 | 204 | 15 | 0 | 0 | 0 | 0 | |
| | | JIM (New Works) | 1028 | 394 | 229 | 288 | 74 | 4 | 39 | |
| Total | | | 1247 | 598 | 244 | 288 | 74 | 4 | 39 | |

Executive Engineer (PHE),
Dibrugarh Division, Dibrugarh

Annexure - D

Physical Progress of Works under different Schemes/Programmes/Projects across Departments of Current Year (November 2024)

| Sl. No. | Admin Dept. | Name of Scheme | Number of Works Pending as on the last date of previous Financial year (Since inception of JIM, 2020-21) | Number of Years delayed for completion-as on the last date of financial Year Categorise works based on the delay in completion | | | | | Progress of Pending works of previous years pending as on the last date of last Financial Year-Categorise works based on stage of physical progress on | | | | | |
|---------|--------------------------|----------------------------|--|--|-------------|-------------|--------|-------|--|--------|--------|--------|-------|-------------|
| | | | | Less than 1 yr | =1 to <3 yr | =3 to <5 yr | =5 yrs | total | 100% | 75-99% | 50-74% | 25-49% | 1-24% | Not started |
| 1 | PHED, Dibrugarh Division | JIM (retrofitting of PWSS) | 219 | 22 | 182 | 0 | 0 | 204 | 0 | 15 | 0 | 0 | 0 | 0 |
| | | JIM (New Works) | 1028 | 12 | 382 | 0 | 0 | 394 | 0 | 229 | 288 | 74 | 4 | 39 |
| Total | | | 1247 | 34 | 564 | 0 | 0 | 598 | 0 | 244 | 288 | 74 | 4 | 39 |

Executive Engineer (PHED,
Dibrugarh Division, Dibrugarh

ANNEXURE-A,B,C & D up to the month of October' 2024 (in respect of Dibrugarh District)

| | Admin. Dept | Name of Scheme(Implementation Agency) | | PFMS Code & SLS Code | Category CS/CSS/State/EAP etc. | Opening Balance With CNA/SNA/Others- as applicable | | Opening Balance with the District/Council/ Others- as applicable | | Allocation to district* (overall) | | Fund received (overall) | | Total funds available for Scheme (overall) | Funds utilised- till now Amount & (% in bracket) | | Amount for which Ucs are pending at the end of previous year | Utilisation Certificate submitted against total available funds for the current year | Amount for which UCs are pending as on date | | Remarks |
|---|-------------------------|---------------------------------------|--|----------------------|--------------------------------|--|-------------|--|-------------|-----------------------------------|-------------|-------------------------|-------------|--|--|-----------------|--|--|---|-----------------|---------|
| | | | | | | Central Share | State Share | Central share | State Share | Central Share | State Share | Central Share | State Share | | Central Share | State Share | | | Of Previous year | Of Current Year | |
| 3 | Health & Family Welfare | 18 | National Health Mission | AS45 | CSS | - | - | - | - | - | - | 1,557.91 | - | 1,557.91 | 1165.92 (74.84%) | - | - | 1,165.92 | - | 391.99 | |
| | | 27 | 15th Finance Commission -CS (Health Grant) | N/A | CS | - | - | - | - | - | - | 233.34 | - | 233.34 | 214.31 (91.84%) | - | - | 214.31 | - | 19.03 | |
| | | 53 | Compensation of Wages to Pregnant Women Workers of Tea Gardens | AS45 | CSS | 37.86 | - | - | - | - | - | - | 358.50 | - | 396.36 | 382.75 (96.56%) | - | - | 382.75 | - | 13.61 |

Monthly status of Fund receipt and utilisation for the Month of October Year 2024.
A. for Schemes: Funds received.

| S.No | Admin. Dept. | Name of Scheme (*Implementation Agency) | PFMS Code & SLS Code | Category CS/CSS/State/EAP etc. | Opening Balance With CNA /SNA/Others- as applicable. | | Opening Balance with the District/Council Others-- as applicable. | | Current Year Allocation to District* | | Fund received in the current Year | | Total funds available for Scheme | Funds utilised- till now (Amount (% in bracket)) | | Amount for which UCs are pending at the end of previous year | Utilisation Certificate submitted against total available funds for the current year | Amount for which UCs are pending as on date. | | Remarks |
|------|--------------------------|---|----------------------|--------------------------------|---|-------------|---|-------------|--------------------------------------|-------------|-----------------------------------|-------------|----------------------------------|--|-------------|--|--|--|-----------------|---------|
| | | | | | Central Share | State Share | Central Share | State Share | Central Share | State Share | Central Share | State Share | | Central Share | State Share | | | Of Previous Year | Of Current Year | |
| 1 | 2 | 3 | 4 | 5 | 6 | 7 | 8 | 9 | 10 | 11 | 12 | 13 | 14 | 15 | 16 | 17 | 18 | 19 | 20 | 21 |
| | PWD Building & NH Deptt. | Reconstruction of pavement from ch 47.495 to Ch 65.934 (Length= 17.984 km) of the newly declared NH 315-A (from Jeyapore to Hukanjuri) in the state of Assam under Annual Plan for the year 2021-22 on EPC mode. Job No 315 A/AS/2021-22/226. | Not applicable (NA) | CS | | | | | | | | | | | | | | | | |
| | PWD Building & NH Deptt. | Performance based Maintenance Contract (PBMC) Estimate to NH -15 from Ch. 438.150 (Kulajan) to Ch. 467.530 (Sukafa Tiniali) (including Bogibeel Bridge) (Total length= 29.380 km) under Dibrugarh NH Division, Dibrugarh under EPC Mode of Contract in the state of Assam for the year 2023-24 Job No PBMC/15/AS/2023-24/252. | Not applicable (NA) | CS | Allocation and disbursement is made by the Ministry of Road Transport & Highways (MoRT&H). | | | | | | | | | | | | | | | |

* - will be provided by the HOD Concerned Agency. PFMS : Public Finance Management System. SLS: State Linked Scheme-State Code

Executive Engineer, PWD
Dibrugarh NH Division.

B. Schemes for which no funds are received by the District/ Council :

| S.No | Administrative Department | Scheme Name | Reason | Remarks if any |
|------|---------------------------|-------------|--------|---|
| 1 | PWD Building & NH Deptt. | | | Allocation and disbursement is done by the Ministry of Road Transport & Highways. |

Executive Engineer, PWD
Dibrugarh NH Division.

Physical Progress of Works under different Schemes/ Programmes/Projects across Departments- of Current year

Annexure-
C.

| S.No | Admin. Dept. | Name of Scheme | Number of Works sanctioned in the current Year | Progress of Current Year works / Services- Categorise number of works based on the stage of physical progress | | | | | | |
|------|--------------------------|--|--|---|--------|--------|--------|-------|-------------|--|
| | | | | 100% | 75-99% | 50-74% | 25-49% | 1-25% | Not started | |
| 1 | PWD Building & NH Deptt. | Reconstruction of pavement from ch 47.495 to Ch 65.934 (Length= 17.984 km) of the newly declared NH 315-A (from Jeypore to Hukanjuri) in the state of Assam under Annual Plan for the year 2021-22 on EPC mode. Job No 315 A/AS/2021-22/226. | 2 | - | | 70% | | | | Job is in progress achieving stipulated Milestone. |
| 2 | PWD Building & NH Deptt. | Performance based Maintenance Contract (PBMC) Estimate to NH -15 from Ch. 438.150 (Kulajan) to Ch. 467.530 (Sukafa Timiali) (including Bogibeel Bridge) (Toal length= 29.380 km) under Dibrugarh NH Division, Dibrugarh under EPC Mode of Contract in the state of Assam for the year 2023-24 .Job No PBMC/15/AS/2023-24/252. | | - | | | | 0% | | Job just started |

Executive Engineer, PWD
Dibrugarh NH Division.

Physical Progress of Works under different Schemes/ Programmes/Projects across Departments- of Previous Years

Annexure-D

| S No | Admin. Dept. | Name of Scheme | Total Number of Works pending as on the last date of previous Financial year. | Number of Years delayed for completion - as on the last date of last Financial Year-Categorise works based on the delay in completion. | | | | | Progress of Pending works of previous Years pending as on the last date of last Financial Year-Categorise works based on the stage of physical progress | | | | | | |
|------|--------------------------|---|---|--|-----------------------|-----------------------|-----|-------|---|--------|---------|--------|--------|-------------|--|
| | | | | Less than 1 Yr | '>= to 1 to < 3 Years | '>= to 3 to < 5 Years | >=5 | Total | 100% | 75-99% | 50-74 % | 25-49% | 1-25 % | Not started | |
| 1 | PWD Building & NH Deptt. | Reconstruction of pavement from ch 47.495 to Ch 65.934 (Length= 17.984 km) of the newly declared NH 315-A (from Jeyapore to Hukanjuri) in the state of Assam under Annual Plan for the year 2021-22 on EPC mode Job No 315 A/AS/2021-22/226. | 0 | NIL | - | - | - | - | - | - | - | - | - | - | Job is in progress. Physical progress 70% as on 17.10.2024 |
| 2 | PWD Building & NH Deptt. | Performance based Maintenance Contract (PBMC) Estimate to NH -15 from Ch. 438.150 (Kulajan) to Ch. 467.530 (Sukafa Tinali) (Total length= 29.380 km) under Dibrugarh NH Division, Dibrugarh under EPC Mode of Contract in the state of Assam for the year 2023-24 Job No PBMC/15/AS/2023-24/252. | 0 | NIL | - | - | - | - | - | - | - | - | - | - | Job recently sanctioned and just started |

Executive Engineer, PWD
Dibrugarh NH Division.

A. For Schemes : Funds received.

| Sl. No. | Admin Dept. | Name of Scheme (Implementation Agency) | PFMS Code & SLS Code | Category CS/ CSS/ State/ EAP etc. | Opening Balance with CNA/SNA/Others as applicable. | | Opening Balance with the District/Council / Others--as applicable | | Current Year Allocation to District | | Fund received in the current Year | | Total funds available for Scheme | Funds utilised till now Amount & (% in Bracket) | | Amount for which Ucs are pending at the end of previous year | Utilisation Certificate submitted against total available funds for the current year | Amount for which Ucs are pending as on date | | Remarks | |
|---------|--------------------------------------|--|----------------------|-----------------------------------|--|-------------|---|-------------|-------------------------------------|-------------|-----------------------------------|-------------|----------------------------------|---|-------------|--|--|---|-------------|---------|------------------|
| | | | | | Central Share | State Share | Central Share | State Share | Central Share | State Share | Central Share | State Share | | Central Share | State Share | | | Central Share | State Share | | Of Previous Year |
| 1 | District Transport Office, Dibrugarh | Nil | Nil | Nil | Nil | Nil | Nil | Nil | Nil | Nil | Nil | Nil | Nil | Nil | Nil | Nil | Nil | Nil | Nil | Nil | Nil |

B. Schemes for which no funds are received by the District/Council

| S. No. | Administrative Department | Scheme Name | Reasons | Remarks if any |
|--------|--------------------------------------|-------------|---------|----------------|
| 1 | District Transport Office, Dibrugarh | Nil | Nil | Nil |

DISTRICT TRANSPORT OFFICE
 DIBRUGARH, ASSAM
 03/10/24

Physical Progress of Works under different Schemes/ Programmes/ Projects across Departments- of Current Year

| S. No. | Admin. Dept. | Name of Scheme | Number of Works sanctioned in the current Year | Progress of Current Year works/ Services-Categorise number of | | | | | | |
|--------|--------------------------------------|----------------|--|---|--------|--------|--------|--------|-------|-------------|
| | | | | 100% | 75-99% | 50-74% | 25-49% | 25-49% | 1-25% | Not started |
| 1 | District Transport Office, Dibrugarh | Nil | Nil | Nil | Nil | Nil | Nil | Nil | Nil | Nil |

Physical Progress of Works under different Schemes/ Programmes/ Projects across Departments- of Previous Years

| Sl. No. | Admin Dept. | Name of Scheme | Total Number of Works pending as on the last date of previous Financial Year | Number of Years delayed for completion-as on the last date of last Financial Year-Categorise works based on the delay in completion. | | | | | Progress of Pending works of previous Years pending as on the last date of last Financial Year-Categorise works based on the stage of physical progress | | | | | | Remarks |
|---------|--------------------------------------|----------------|--|--|---------------|---------------|---------|-------|---|--------|--------|--------|-------|-------------|---------|
| | | | | Less than 1 Yr | >=1 to <3 Yrs | >=3 to <5 Yrs | >=5 yrs | Total | 100% | 75-99% | 50-74% | 25-49% | 1-25% | Not started | |
| 1 | District Transport Office, Dibrugarh | Nil | | | | | | | | | | | | | Nil |

District Transport Officer
Dibrugarh

03/10/24

Monthly status of Fund receipt and Utilisation for the Month of October Year 2024

A. For schemes : Funds Received

| Sl No. | Admin Department | Name of Scheme (+ Implementation Agency) | PMFS Code & SLS Code | Category CS/CSS/ State/EAP etc | Opening Balance with CNA/SNA/Others as applicable | | Opening Balance with District/Council/ Others as applicable | | Current Year to allocation District* | | Funds received in Current year | | Total Funds available for scheme (Rs. In Lakhs) | Funds Utilised till now Amount & (% in bracket) (Amount in Lakhs) | | Amount for which UC s are pending at the end of previous year | Utilisation Certificate submitted against total available funds for the current year | Amount for which UC s are pending as on date | | Remarks |
|--------|------------------|---|----------------------|--------------------------------|---|-------------|---|-------------|--------------------------------------|-------------|--------------------------------|-------------|---|---|--------------------|---|--|--|-----------------|--------------------------------------|
| | | | | | Central Share | State Share | Central Share | State Share | Central Share | State Share | Central Share | State Share | | Central Share | State Share | | | Of Previous Year | Of Current Year | |
| 1 | 2 | 3 | 4 | 5 | 6 | 7 | 8 | 9 | 10 | 11 | 12 | 13 | 14 | 15 | 16 | 17 | 18 | 19 | 20 | 21 |
| A. | | SOPD : | | | | | | | | | | | | | | | | | | |
| 1 | Irrigation | MDTW I/S (10 Points) at Na-Khat Sonowal Gaon & Changmai Gaon under SOPD for the year 2022-23 | NA | State | NA | NA | NA | NA | NA | 0.000 | NA | 0.00000 | 300.00 | NA | 149.94394 (49.98%) | Nil | Nil | NA | Nil | Physical Progress of the scheme 100% |
| 2 | Irrigation | LIS from river Demow at 2 No Bezgaon area (2 Points) under SOPD for the year 2022-23 | NA | State | NA | NA | NA | NA | NA | 0.000 | NA | 0.00000 | 109.712 | NA | 0.00 (0%) | Nil | Nil | NA | Nil | Physical Progress of the scheme 100% |
| 3 | Irrigation | LIS from river Sessa at Bordoibom area and Kolakhuwa area (2 pts.) under SOPD for the year 2023-24 | NA | State | NA | NA | NA | NA | NA | 0.000 | NA | 0.00 | 192.620 | NA | 0.00 (0%) | Nil | Nil | NA | Nil | Physical Progress of the scheme 100% |
| 4 | Irrigation | Solar Powered TW scheme at Tingkong LAC, Kololowa Gaon Area (19 Points), under SOPD-G for the year 2023-24 | NA | State | NA | NA | NA | NA | NA | 0.000 | NA | 0.00 | 162.270 | NA | 0.00 (0%) | Nil | Nil | NA | Nil | Physical Progress of the scheme 50% |
| B | | RIDF - XXVIII (NABARD) | | | | | | | | | | | | | | | | | | |
| 5 | Irrigation | MDTW Points at Demow Kinar Gohain Gaon and Kuch Gaon (3 Points) under RIDF-XXVIII (NABARD) for the year 2022-23 | NA | Loan (NABARD) | NA | NA | NA | NA | 0.00 | 0.00 | 42.74876 L | 4.49955 | 90.00 | 85.49753 (99.99%) | 4.49955 (99.99%) | NA | Nil | Nil | Nil | Physical Progress of the scheme 100% |
| 6 | Irrigation | Solar Powered MDTW Irrigation Scheme at Hologuri Tipomia GP (1 point) under RIDF-XXVIII (NABARD) for the year 2022-23 | NA | Loan (NABARD) | NA | NA | NA | NA | 0.00 | 0.00 | 14.23358 L | 0.00 | 30.00 | 28.47100 (99.89%) | 0.00 (0%) | NA | Nil | Nil | Nil | Physical Progress of the scheme 100% |

| Sl No. | Admin Department | Name of Scheme (+ Implementation Agency) | PMFS Code & SLS Code | Category CS/CSS/ State/EAP etc | Opening Balance with CNA/SNA/Others as applicable | | Opening Balance with District/Council/ Others as applicable | | Current Year to allocation District* | | Funds received in Current year | | Total Funds available for scheme (Rs. In Lakhs) | Funds Utilised till now Amount & (% in bracket) (Amount in Lakhs) | | Amount for which UC s are pending at the end of previous year | Utilisation Certificate submitted against total available funds for the current year | Amount for which UC s are pending as on date | | Remarks |
|--------|------------------|---|----------------------|--------------------------------|---|-------------|---|-------------|--------------------------------------|-------------|--------------------------------|-------------|---|---|------------------|---|--|--|-----------------|--------------------------------------|
| | | | | | Central Share | State Share | Central Share | State Share | Central Share | State Share | Central Share | State Share | | Central Share | State Share | | | Of Previous Year | Of Current Year | |
| 1 | 2 | 3 | 4 | 5 | 6 | 7 | 8 | 9 | 10 | 11 | 12 | 13 | 14 | 15 | 16 | 17 | 18 | 19 | 20 | 21 |
| C | | RIDF-XXIX (NABARD) for the year 2023-24 | | | | | | | | | | | | | | | | | | |
| 7 | Irrigation | 3 (Three) MDTW Scheme at Moran LAC under RIDF-XXIX(NABARD) for the year 2023-24 | NA | Loan (NABARD) | NA | NA | NA | NA | 0.00 | 0.000 | 96.34195L | 5.07062 | 112.500 | 96.34195 (90.14%) | 5.07062 (90.14%) | NA | Nil | Nil | Nil | Physical Progress of the scheme 100% |
| 8 | Irrigation | 3 (Three) MDTW Scheme at Tingkhong LAC under RIDF-XXIX(NABARD) for the year 2023-24 | NA | Loan (NABARD) | NA | NA | NA | NA | 0.00 | 0.000 | 64.25534L | 0.00 | 112.500 | 96.28635 (90.09%) | 0.00 (0%) | NA | Nil | Nil | Nil | Physical Progress of the scheme 100% |


 Executive Engineer
 Moran- Tingkhong Division (Irrigation)
 Moran

Annexure -B

B. Schemes for which no funds are received by District /Council

| Sl. No | Administrative Department | Scheme Names | Reasons | Remarks(if any) |
|--------|---------------------------|--------------|---------|------------------|
| 1 | Irrigation | Nil | - | - |


Executive Engineer
Moran-Tingkhong Division(Irrigation)
Moran

Annexure -C

Physical Progress of works under different schemes/Programmes/Projects across Departments -of Current Year

| Sl. No. | Admin Department | Name of Scheme | No. of Works Sanctioned in the Current Year | Progress of Current Year works/services - categorise no. of works based on the stage of physical progress | | | | | | Remarks |
|---------|------------------|----------------|---|---|--------|--------|--------|-------|-------------|---------|
| | | | | 100% | 75-99% | 50-74% | 25-49% | 1-25% | Not Started | |
| 1 | Irrigation | NIL | NIL | - | - | - | - | - | - | |


 Executive Engineer
 Moran-Tingkhong Division (Irrigation)
 Moran


Annexure -D

Physical Progress of works under different schemes/Programmes/Projects across Departments -of Previous Years

| Sl. No. | Admin Department | Name of Scheme | Total no. of Works pending as on the last date of previous Financial Year | No. of Years delayed for completion- as on the last date of last financial year- Categorise works based on delay on completion | | | | | Progress of Pending works of previous years pending as on the last date of last financial year Categorise works based on stage of physical progress | | | | | | |
|---------|------------------|---|---|--|--------------|---------------|---------|-------|---|--------|--------|--------|-------|-------------|---|
| | | | | Less than 1 yr | >=1 to<3 yrs | >=3 to <5 yrs | >=5 yrs | Total | 100% | 75-99% | 50-74% | 25-49% | 1-25% | Not started | |
| 2 | Irrigation | RIDF - XXIX (NABARD) for the year 2023-24 | 2 | - | - | - | - | - | 2 | - | - | - | - | - | - |
| 4 | Irrigation | SOPD For The Year 2023-24 | 2 | - | - | - | - | - | 1 | - | 1 | - | - | - | - |


 Executive Engineer
 Moran-Tingkhong Division(Irrigation)
 Moran


| SI No. | Admin. Dept | Name of Scheme (Implementation Agency) | PFMS Code & SLS Code | Category CS/CSS/State/E AP etc. | Opening Balance With CNA/SNA/Others- as applicable | | Opening Balance with the District/Council/Others- as applicable | | Allocation to district* (overall) | | Fund received (overall) | | Total funds available for Scheme (overall) | Funds utilised-till now Amount & (% in bracket) | | Amount for which UCs are pending at the end of previous year | Utilisation Certificate submitted against total available funds for the current year | Amount for which UCs are pending as on date | | Remarks |
|--------|------------------------|---|----------------------|---------------------------------|--|-------------|---|-------------|-----------------------------------|-------------|-------------------------|-------------|--|---|-------------|--|--|---|-----------------|---------|
| | | | | | Central Share | State Share | Central share | State Share | Central Share | State Share | Central Share | State Share | | Central Share | State Share | | | Of Previous year | Of Current Year | |
| 1 | Sericulture Department | RKVY(2018-19) 1.Assistance for raising Eri food plantation 2.Construction | NA | CS | Rs: 3035287/- | | NA | NA | | | | | Rs: 3035287/- | Rs: 2188386/- | NA | NIL | NA | NIL | NIL | |
| 2 | | CSR Fund (BCPL) | | CSR | Rs: 1100000/- | | | | | | | | Rs: 1100000/- | Rs: 695000/- | NA | NIL | NA | NIL | NIL | |


 18/10/24
 Assistant Director of Sericulture
 Assistant Director
 Sericulture Dibrugarh i r L

Annexure- B

B. Schemes for which no funds are received by the District/Council: For (Please visit <https://www.indiabudget.gov.in/index.php>-and concerned Ministry/Department website to know the list of Central schemes of current and years)

| S.No. | Administrative Department | Scheme name | Reasons | Remarks if any |
|-------|---------------------------|-------------|---------|----------------|
| 1 | Sericulture | NA | | |


18/10/24
Assistant Director of Sericulture
Assistant Director
Sericulture Dibrugarh i/c

Annexure-C

Physical Progress of Works under different Schemes/ Programmes/ Projects across Departments- of Current Year

| SI No. | Admin. Dept. | Name of Scheme | Number of Works sanctioned in the current Year | Progress of Current Year works/ Services- Categorise number of works based on the stage of physical progress | | | | | | Remarks |
|--------|--------------|--|--|--|--------|--------|--------|-------|-------------|---------|
| | | | | 100% | 75-99% | 50-74% | 25-49% | 1-25% | Not started | |
| 1 | Sericulture | RKVY(2018-19) 1.Assistance for raising Eri food plantation 2.Construction of rearing house | NIL | | ✓ | | | | | |

Assistant Director of Sericulture
Assistant Director
Sericulture Dibrugarh

Monthly status of Fund receipt and Utilisation for the Month of October 2024

| Monthly status of Fund receipt and utilisation for the Month of October 2024 | | | | | | | | | | | | | | | | | | | Annexure -A | |
|--|------------------------------|---|----------------------|-------------------------------|---|-------------|--|-------------|-------------------------------------|-------------|-----------------------------------|-------------|----------------------------------|---|-------------|--|--|--|-------------|---------|
| A. For Schemes : Funds Received. | | | | | | | | | | | | | | | | | | | | |
| Sl.No | Admin Dept. | Name of Scheme (+Implementation Agency) | PFMS Code & SLS Code | Category CS/CSS/State/EAP etc | Opening Balance with CAN/SNA/Others as applicable | | Opening Balance with the District/Council/Others as applicable | | Current Year Allocation to District | | Fund received in the current year | | Total funds available for scheme | Funds utilised till now Amount & (% in bracket) | | Amount for which UCs are pending at the end of previous year | Utilisation certificate submitted against total available funds for the current year | Amount for which UCs are pending as on date. | | Remarks |
| | | | | | Central Share | State Share | Central Share | State Share | Central Share | State Share | Central Share | State Share | | Central Share | State Share | | | Central Share | State Share | |
| 1 | 2 | 3 | 4 | 5 | 6 | 7 | 8 | 9 | 10 | 11 | 12 | 13 | 14 | 15 | 16 | 17 | 18 | 19 | 20 | 21 |
| 1 | Naharkatia Duliajan Division | | | | | | | | | | | | | | | | | | | |


 Executive Engineer
 Naharkatia Duliajan Division
 Irrigation, Naharkatia


Monthly status of Fund Receipt and Utilisation for the Month of October 2024

| | | | | | Annexure-B |
|---|---------------------------|-------------|---------|----------------|------------|
| B. Schemes for which no funds are received by the District/council. | | | | | |
| Sl.No | Administrative Department | Scheme Name | Reasons | Remarks if any | |
| NIL | | | | | |


Executive Engineer
Naharkatia Duliajan Division
Irrigation, Naharkatia


Physical Progress of Works under different Scheme/programmes/Projects across Departments-of current year.

| Physical Progress of Works under different Scheme/programmes/Projects across Departments-of current year. | | | | | | | Annexure-C | | |
|---|------------|---|---|---|--------|--------|------------|-------|-------------|
| Sl.No | Admin Dept | Name of Scheme | No. of works sanctioned in the current year | Progress of current year works/services-categories number of works based on the stage of physical progress. | | | | | |
| | | | | 100% | 75-99% | 50-74% | 25-49% | 1-25% | Not Started |
| 1 | Irrigation | Installation of Solar Operated Tube Well Scheme (4 Points) under Duliajan LAC in Dibrugarh District under SOPD-G for the year 2023-24. | | 100% | | | | | |
| 2 | Irrigation | Installation of Solar and Electrically Operated Hybrid Tube-Well Scheme (4 Points) at Naharkatia LAC under SOPD-G for the Year 2023-24. | | 100% | | | | | |


 Executive Engineer
 Naharkatia Duliajan Division
 Irrigation, Naharkatia


Physical Progress of works under different Schemes/Programmes/Projects across Department of Previous Years

| Physical Progress of works under different Schemes/Programmes/Projects across Department-of Previous Years | | | | | | | | | | | Annexure-D | | | | | |
|--|-------------|----------------|---|--|---------------|---------------|-----|-------|--|--------|------------|--------|-------|-------------|--|--|
| Sl.No | Admin Dept. | Name of Scheme | Total Numbers of works pending as on the last date of previous financial year | Number of years Delayed for completion- as on the last date of last financial year- categorise works based on the delay in completion. | | | | | Progress of Pending works of previous Years pending as on the last date of last Financial Year- Categorise works based on the stage of physical progress | | | | | | | |
| | | | | Less than 1 Yr | >=1 to <3 Yrs | >=3 to <5 Yrs | >=5 | Total | 100% | 75-99% | 50-74% | 25-49% | 1-25% | Not started | | |
| 1 | Irrigation | Nil | | | | | | | | | | | | | | |


 Executive Engineer
 Naharkatia Duliajan Division
 Irrigation, Naharkatia


PROPOSAL LIST OF TUBEWELLS SCHEMES UNDER PMKSY-HKGP-GW (PH-III) FOR SMALL /MARGINAL TEA GROWERS UNDER NAHARKATIA DULIAJAN DIVISION,IRRIGATION,NAHARKATIA FOR THE YEAR 2022-23

| SL.NO | NAME OF SCHEME | NAME OF DIVISION | NAME OF SUBDIVISION | DISTRICT | NAME OF LAC | POTENTIAL TO BE CREATED | TUBE WELL POINTS PROPOSED (No.s) |
|-------|--|--|--------------------------|-----------|-------------|-------------------------|----------------------------------|
| 1 | TUBE WELLS SCHEMES UNDER PMKSY-HKGP-GW (PH-III) FOR SMALL/MARGINAL TEA GROWERS UNDER NAHARKATIA DULIAJAN DIVISION,IRRIGATION,NAHARKATIA FOR THE YEAR 2022-23 | NAHARKATIA DULIAJAN DIVISION,IRRIGATION,NAHARKATIA | NAHARKATIA SUB DIVISIONS | DIBRUGARH | NAHARKATIA | 220 HA | 55 |
| | | | DULIAJAN SUB DIVISION | DIBRUGARH | DULIAJAN | 528 HA | 132 |
| | | | | | | TOTAL= | 187 |


 Executive Engineer
 Naharkatia Duliajan Division
 Irrigation, Naharkatia

PROPOSAL LIST OF TUBEWELLS SCHEMES UNDER PMKSY-HKPP-GW (PH-IV) FOR SMALL /MARGINAL FARMERS UNDER NAHARKATIA DULIAJAN DIVISION,IRRIGATION,NAHARKATIA FOR THE YEAR 2022-23

| SL.NO | NAME OF SCHEME | NAME OF DIVISION | NAME OF SUBDIVISION | DISTRICT | NAME OF LAC | POTENTIAL TO BE CREATED | TUBE WELL POINTS PROPOSED (No.s) |
|-------|---|--|--------------------------|-----------|-------------|-------------------------|----------------------------------|
| 1 | TUBE WELLS SCHEMES UNDER PMKSY-HKPP-GW (PH-IV) FOR SMALL/MARGINAL TEA GROWERS UNDER NAHARKATIA DULIAJAN DIVISION,IRRIGATION,NAHARKATIA FOR THE YEAR 2022-23 | NAHARKATIA DULIAJAN DIVISION,IRRIGATION,NAHARKATIA | NAHARKATIA SUB DIVISIONS | DIBRUGARH | NAHARKATIA | 480 ha | 120 |
| | DULIAJAN SUB DIVISION | | DIBRUGARH | DULIAJAN | 600 ha | 150 | |
| | | | | | | TOTALs | 270 |


 Executive Engineer
 Naharkatia Duliajan Division
 Irrigation, Naharkatia

Monthly status of Fund receipt and utilisation for the Month of October 2024

Annexure A

A. For Schemes Funds received.

| Sl. No | Admin Dept. | Name of Scheme (+Implementation Agency) | PFMS Code & SLS Code | Category CS/CSS/State/EAP etc | Opening Balance With CNA/SNA/Others- as applicable | | Opening Balance With the District/Council/Others- as applicable | | Current Year Allocation to District | | Fund received in the current Year | | Total funds available for scheme | Funds utilised till now Amount & (% in bracket) | | Amount for which UC's are pending at the end of previous year | Utilisation Certificate submitted against total available funds for the | Amount for which AC's are pending as on date | | Remarks |
|--------|---------------------------|---|----------------------|-------------------------------|--|-------------|---|-------------|-------------------------------------|-------------|-----------------------------------|-------------|----------------------------------|---|-------------|---|---|--|-----------------|---------|
| | | | | | Central Share | State Share | Central Share | State Share | Central Share | State Share | Central Share | State Share | | Central Share | State Share | | | Of Previous Year | Of current Year | |
| 1 | 2 | 3 | 4 | 5 | 6 | 7 | 8 | 9 | 10 | 11 | 12 | 13 | 14 | 15 | 16 | 17 | 18 | 19 | 20 | 21 |
| 1 | Agriculture (Engineering) | | Nil | | Operated by Directorate of Agriculture Assam | | | | | | | | | | | | | | | |

Prepared by


Bhukon
Junior Engineer(Agri)
Dibrugarh

Countersigned By

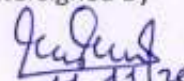
J. J. J.
11.11.2024
Asstt. Executive Engineer (Agri)
Dibrugarh

| B. Schemes for which no funds are received by the Distict/Council | | | | |
|---|------------------------------|-------------|---|----------------|
| Sl No. | Administrative Department | Scheme Name | Reasons | Remarks if any |
| 1 | Agriculture (Engineering) | | Funds operated by Directorate of Agriculture, Assam | |

Prepared by


 Junior Engineer (Agri)
 Dibrugarh

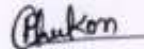
Countersigned By


 11.11.2024
 Asstt. Executive Engineer (Agri)
 Dibrugarh

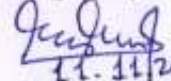
Physical Progress of Works under different Schemes/Programmes/Projects across Departments- of Current Year

| S.No | Admin Dept | Name of Scheme | Number of Works sanctioned in the current Year | Progress of Current year woks/Services- Categories number of works based on the stage of physical progress | | | | | |
|------|------------------------------|----------------|--|--|--------|---------|--------|-------|-------------|
| | | | | 100% | 75-99% | 50-74 % | 25-49% | 1-25% | Not started |
| 1 | Agriculture (Engineering) | Nil | Nil | | | | | | |

Prepared by


 Junior Engineer(Agri)
 Dibrugarh

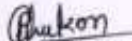
Countersigned By


 11.11.2024
 Asstt. Executive Engineer (Agri)
 Dibrugarh

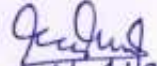
Physical Progress of Works under different Schemes /Programmes/Projects across Departments -of Previous Years

| S.No | Admin Dept | Name of Scheme | Total Number of Works pending as on the last date of previous Financial Year | Number of Years delayed for completion- as on the last date of last Financial Year- Categories works based on the delay in completion | | | | | Progress of Pending works of previous year pending as on the last date of last Financial Year- Categories number of works based on the stage of physical progress | | | | | |
|------|---------------------------|---|--|---|--------------|---------------|------|----------------|---|--------|---------|--------|-------|-------------|
| | | | | Less than 1 Yr | >=1 to<3 Yrs | >=3 to <5 yrs | >= 5 | Total | 100% | 75-99% | 50-74 % | 25-49% | 1-25% | Not started |
| 1 | Agriculture (Engineering) | RIDF | Diesel Pump- 92 nos. Solar Pump-11 nos. | Less than 1 Yr | | | | | | | | | 23% | |
| 2 | | Knowledge Centre at Moran, Dibrugarh | | | | | | Less than 1 Yr | | 95% | | | | |
| 3 | | Knowledge Centre at Panitola, Dibrugarh | | | | | | Less than 1 Yr | | 95% | | | | |
| 4 | | Knowledge Centre at Barbarua, Dibrugarh | | | | | | Less than 1 Yr | | | | 45% | | |

Prepared by


Junior Engineer(Agri)
Dibrugarh

Countersigned By


13.11.2024
Asstt. Executive Engineer (Agri)
Dibrugarh

Monthly status of Fund receipt and utilization for the Month of October Year 2024 Annexure-A

A. For Schemes: Funds received.

District Agriculture office, Dibrugarh.

| Sl. No. | Admin. Dept | Name of Scheme(Implementation Agency) | PFMS Code & SLS Code | Category CS/SS/State/EAP etc. | Opening Balance With CNA/SNA /Others- as applicable | | Opening Balance with the District/Council/ Others- as applicable | | Current Year Allocation to district* | | Fund received in the current Year | | Total funds available for Scheme | Funds utilised-till now Amount & (% in bracket) | | Amount for which Ucs are pending at the end of previous year | Utilisation Certificate submitted against total available funds for the current year | Amount for which UCs are pending as on date | | Remarks |
|---------|-------------|---|----------------------|-------------------------------|---|-------------|--|-------------|--------------------------------------|-------------|-----------------------------------|-------------|----------------------------------|---|-------------|--|--|---|-----------------|---------|
| | | | | | Central Share | State Share | Central share | State Share | Central Share | State Share | Central Share | State Share | | Central Share | State Share | | | Of Previous year | Of Current Year | |
| 2 | 3 | 4 | 5 | 6 | 7 | 8 | 9 | 10 | 11 | 12 | 13 | 14 | 15 | 16 | 17 | 18 | 19 | 20 | 21 | |
| | | Pradhan Mantri Fasal Bima Yojana (PMFBY) | - | CS | NIL | NIL | 3836 | NIL | NIL | NIL | NIL | 3836 | NIL | | NIL | NIL | NIL | NIL | | |
| | Agriculture | Pradhan Mantri Krishi Samman Nidhi (PM-KISAN) | 3624 | CS | 2890 | NIL | NIL | NIL | 200000 | | 202890 | 202890 | 100000 (50% utilized) | | NIL | NIL | NIL | NIL | | |

*AJ
10/10/24
PAO Dibrugarh*

| | | | | | | | | | | | | | | | | | |
|---|-------|-----|-----|-----|-----|-----|-------------|---------|---------|---------|-----------------------------|-----|-----|-----|-----|-----|-----|
| Rashtriya Krishi Vikash Yojana (RKVY) | AS9 | CSS | NIL | NIL | NIL | NIL | NIL | NIL | NIL | NIL | NIL | NIL | NIL | NIL | NIL | NIL | NIL |
| Pradhan Mantri Krishi Sinchayee Yojana (PMKSY) | AS214 | CSS | NIL | NIL | NIL | NIL | NIL | NIL | NIL | NIL | NIL | NIL | NIL | NIL | NIL | NIL | NIL |
| Agricultural Technology Managemen t Agency (ATMA) | AS52 | CSS | NIL | NIL | NIL | NIL | 353158 0 | 3531580 | 3531580 | 3531580 | 3531580 (100% Utilized) | NIL | NIL | NIL | NIL | NIL | NIL |
| National Food & Security Mission (NFSM) | AS10 | CS | NIL | NIL | NIL | NIL | 395000 | 395000 | 395000 | 395000 | 395000 (100% Utilized) | NIL | NIL | NIL | NIL | NIL | NIL |
| National Project on Management of Soil Health & Fertility | AS53 | CS | NIL | NIL | NIL | NIL | 50000 | 50000 | 50000 | 50000 | 50000 (100% utilized) | NIL | NIL | NIL | NIL | NIL | NIL |

will be provided by the HOD/Concerned Agency .PFMS: Public Finance Management System; SLS: State Linked Scheme-State Code.

Abh
19/10/24

B. Schemes for which no funds are received by the District/Council : For (Please visit <https://www.indiabudget.gov.in/index.php> and concerned Ministry/Department website to know the list of Centrals schemes of current and previous years)

| Sl. No. | Admin. Dept | Scheme Name | Reasons | Remarks |
|---------|-------------|--|---------|---------|
| 1 | Agriculture | Chief Minister's Samagra Gramya Unnayan Yojana (CMSGUY) | | |
| 2 | | National Mission for Sustainable Agriculture (NMSA) - Rainfed Area Development (RAD) | | |
| 3 | | Paramparagata Krishi Vikash Yojana (PKVY) | | |
| 4 | | Assam Agribusiness and Rural Transformation Project (APART) | | |
| 5 | | Assam Fodder Mission | | |
| 6 | | Kisan Credit Card | | |
| 7 | | Sali Paddy | | |
| 8 | | Assam Millet Mission | | |
| 9 | | Sub Mission on Agriculture Mechanization (SMAM) | | |
| 10 | | Horticulture Mission for North East & Himalayan States HMNEH | | |

As
19/1/27

Physical Progress of Works under different Schemes/Programmes/Projects across Departments-of Current Year

Annexure- C.

| Sl No | Admin.Dept. | Name of Scheme | Number of Works sanctioned in the currentYear | Progress of Current Year works/Services- Categories number of works based on the stage of physical progress | | | | | | |
|-------|-------------|----------------|---|---|--------|--------|--------|-------|------------|--|
| | | | | 100% | 75-99% | 50-74% | 25-49% | 1-25% | Notstarted | |
| | | | | | | | | | | |
| | | | | | | | | | | |
| | | | | | | | | | | |
| | | | | | | | | | | |
| | | | | | | | | | | |
| | | | | | | | | | | |

Physical Progress of Works under different Schemes/Programmes/Project sacross Departments-of Previous Years

Annexure-D

| Sl. No | Admin. Dept. | Name of Scheme | Total Number of Works pending as on the last date of previous Financial Year | Number of Years delayed for completion- as on the last date of last Financial Year- Categories works based on the delay in completion. | | | | | ProgressofPendingworksofpreviousYearspendingasonthelastdateoflastFinancialYear-Categoriseworksbasedon thestageof physicalprogress | | | | | | | | | | |
|--------|--------------|----------------|--|--|-------------|-------------|-----|-------|---|--------|--------|--------|-------|-------------|--|--|--|--|--|
| | | | | Less than 1Yr | >=1to <3Yrs | >=3to <5Yrs | >=5 | Total | 100% | 75-99% | 50-74% | 25-49% | 1-25% | Not started | | | | | |
| | | | | | | | | | | | | | | | | | | | |
| | | | | | | | | | | | | | | | | | | | |

AS
14/10/17

Monthly Status of Fund Receipt and Utilization for the Month of October Year 2024

Annexure-A

A. For Schemes: Funds received

| Sl. No | Admin. Dept. | Name of Scheme (+ Implementation Agency) | PFMS Code & SLS Code | Category CS/ CSS/ State/ EAP etc. | Opening Balance with CNA/ SNA/ Others as applicable | | Opening Balance with the District/ Council/ Others-as applicable | | Current Year Allocation to District* | | Fund received in the current Year | | Total funds available for Scheme | Funds utilised till now Amount & (% in bracket) | | Amount for which UCs are pending at the end of previous year | Utilisation Certificate submitted against total available funds for the current year | Amount for which UCs are pending as on date | | Remarks |
|--------|--------------|--|--|-----------------------------------|---|-------------|--|-------------|--------------------------------------|-------------|-----------------------------------|--------------|----------------------------------|---|-----------------------|--|--|---|-----------------|---------|
| | | | | | Central Share | State Share | Central Share | State Share | Central Share | State Share | Central Share | State Share | | Central Share | State Share | | | Of Previous Year | Of Current Year | |
| 1 | 2 | 3 | 4 | 5 | 6 | 7 | 8 | 9 | 10 | 11 | 12 | 13 | 14 | 15 | 16 | 17 | 18 | 19 | 20 | 21 |
| 1 | | CRIF (Dibrugarh, Chabua-Lahowal, Khowang & Tingkhong TRD) | 64-5054-03-337-1857-927-13-01-CSS-V-GA | CSS | - | - | - | - | - | - | 24,50,00,000 | - | 24,50,00,000 | 24,50,00,000 (100%) | - | NIL | 24,50,00,000 | NIL | NIL | |
| 2 | | North East Special Infrastructure Development Scheme (NESIDS) | - | - | - | - | - | - | - | - | - | - | - | - | - | - | - | - | - | |
| 3 | | Pradhan Mantri Gram Sadak Yojana (PMGSY) (Dibrugarh, Chabua-Lahowal, Khowang & Tingkhong TRD) | - | CS | - | - | - | - | - | - | 33,07,775 | - | 33,07,775 | 33,07,775 (100%) | - | NIL | 33,07,775 | NIL | NIL | |
| 4 | | Assam SASEC Corridor Connectivity Improvement Project (ASCCIP) | - | - | - | - | - | - | - | - | - | - | - | - | - | - | - | - | - | |
| 5 | | Assam Secondary Road Network Improvement Project (ASRIP) | - | - | - | - | - | - | - | - | - | - | - | - | - | - | - | - | - | |
| 6 | PWD (Roads) | Assam Bridge Project (Construction of Bridge over River Brahmaputra connecting Guwahati to North Guwahati) | - | - | - | - | - | - | - | - | - | - | - | - | - | - | - | - | - | |
| 7 | | Assam Bridge Project-II (Construction of Bridge over River Brahmaputra connecting Sualkuchi & Palashbari) | - | - | - | - | - | - | - | - | - | - | - | - | - | - | - | - | - | |
| 8 | | Assam Resilient Rural Bridge Program (ARRBP) | - | - | - | - | - | - | - | - | - | - | - | - | - | - | - | - | - | |
| 9 | | Assam Disaster Resilient Hill Area Road Development Project (ADRHARDP) | - | - | - | - | - | - | - | - | - | - | - | - | - | - | - | - | - | |
| 10 | | NABARD Infrastructure Development Assistance (NIDA) Asom Mala 2.0 (Dibrugarh, Chabua-Lahowal, Khowang & Tingkhong TRD) | 64-5054-03-337-1763-000-13-01-NIDA-L5-GA-V | State | - | - | - | - | - | - | - | 51,27,85,867 | 51,27,85,867 | - | 46,71,78,369 (91.11%) | NIL | 46,71,78,369 | NIL | NIL | |

| Sl. No. | Admin. Dept. | Name of Scheme (+ Implementation Agency) | PFMS Code & SLS Code | Category CS/ CSS/ State/ EAP etc. | Opening Balance with CNA/ SNA/ Others as applicable | | Opening Balance with the District/ Council/ Others-as applicable | | Current Year Allocation to District* | | Fund received in the current Year | | Total funds available for Scheme | Funds utilised till now Amount & (% in bracket) | | Amount for which UCs are pending at the end of previous year | Utilisation Certificate submitted against total available funds for the current year | Amount for which UCs are pending as on date | | Remarks |
|---------|--------------|---|---|-----------------------------------|---|-------------|--|-------------|--------------------------------------|-------------|-----------------------------------|-------------|----------------------------------|---|-------------|--|--|---|-----------------|---------|
| | | | | | Central Share | State Share | Central Share | State Share | Central Share | State Share | Central Share | State Share | | Central Share | State Share | | | Of Previous Year | Of Current Year | |
| 24 | | Mukhya Mantrir Path Nobikaran Achari (MMPNA) (Dibrugarh, Chabua-Lahowal, Khowang & Tingkhong TRD) | 64-3054-03-337-0189-284-17-02-SOPD-G-GA-V | State | - | - | - | - | - | - | 4,64,83,004 | 4,64,83,004 | - | 4,63,74,916 (99.77%) | NIL | 4,63,74,916 | NIL | NIL | | |
| 25 | PWD (Roads) | Flyover (Dibrugarh, Chabua-Lahowal, Khowang & Tingkhong TRD) | 64-5054-03-337-0337-323-13-01-SOPD-G-GA-V | State | - | - | - | - | - | - | 4,59,21,042 | 4,59,21,042 | - | 4,59,21,042 (100%) | NIL | 4,59,21,042 | NIL | NIL | | |
| 26 | | DPR of ROB/ Flyover (Dibrugarh, Chabua-Lahowal, Khowang & Tingkhong TRD) | 64-5054-03-337-0337-322-13-01-SOPD-G-V-GA | State | - | - | - | - | - | - | 35,30,950 | 35,30,950 | - | 35,30,950 (100%) | NIL | 35,30,950 | NIL | NIL | | |

*= will be provided by HOD /Concerned Agency. PFMS: Public Finance Management System; SLS : State Linked Scheme-State Code



(Nripen Medhi)

Executive Engineer, PWRD
Dibrugarh, Chabua-Lahowal, Khowang & Tingkhong
Territorial Road Division, Dibrugarh

Annexure-B**B. Schemes for which no funds are received by the District/ Council :**

| Sl. No. | Administrative Department | Scheme Name | Reasons | Remarks if any |
|---------|---------------------------|-------------|---------|----------------|
| 1 | PWD (Roads) | - | - | - |



(Nripen Medhi)

Executive Engineer, PWRD

Dibrugarh, Chabua-Lahowal, Khowang & Tingkhong
Territorial Road Division, Dibrugarh

Annexure-C

Physical Progress of Works under different Schemes/ Programmes/ Projects across Departments- of Current Year

| Sl. No | Admin Dept. | Name of Scheme | Number of Works sanctioned in the current year | Progress of Current Year works/ Services-Categorise number of works based on the stage of physical progress | | | | | | Remarks |
|--------|-------------|--|--|---|--------|--------|--------|-------|-------------|---------|
| | | | | 100% | 75-99% | 50-74% | 25-49% | 1-25% | Not Started | |
| 1 | PWD (Roads) | State Priority Scheme under SOPD-G | 5 | - | - | 1 | 1 | 3 | - | |
| 2 | | Rural Infrastructure Development Fund (RIDF) | 3 | - | - | - | 1 | 2 | - | |
| 3 | | Mukhya Mantrir Pakipath Nirman Achani (MMPPNA) | 19 | - | - | 6 | 1 | 12 | - | |
| 4 | | Mukhya Mantrir Unnota Pakipath Nirman Achani (MMUPNA) | 8 | - | - | 1 | 5 | 2 | - | |
| 5 | | Mukhya Mantrir Path Nobikaran Achani (MMPNA) | 20 | 4 | 2 | 3 | 7 | 6 | - | |
| 6 | | Mukhya Mantrir Nagariya Pakipath Nirman Achani (MMNPPNA) | 14 | - | 2 | 3 | 3 | 6 | - | |
| 7 | | Construction of Roads in Tea Garden Labour Lines under SOPD-G (Tea Garden) | 17 | - | 1 | 3 | - | 13 | - | |
| 8 | | NABARD Infrastructure Development Assistance (NIDA) Asom Mala 2.0 | 3 | - | - | - | 3 | - | - | |



(Nripen Medhi)

Executive Engineer, PWRD

Dibrugarh, Chabua-Lahowal, Khowang & Tingkhong
Territorial Road Division, Dibrugarh

Physical Progress of Works under different Schemes/ Programmes/ Projects across Departments- of Previous years

| Sl. No | Admin Dept. | Name of Scheme | Total Number of Works pending as on the last date of previous financial year | Number of Years delayed for completion- as on the last date of last financial year -Categories works based on the delay in completion | | | | | Progress of Pending works of Previous Years pending as on the last date of last Financial Year-categories works based on the stage of Physical Progress | | | | | Remarks | |
|--------|-------------|--|--|---|-----------------|-----------------|-----|-------|---|--------|--------|--------|-------|---------|-------------|
| | | | | Less than 1 Yr | > = 1 to <3 Yrs | >=3 to < 5 Yrs. | >=5 | Total | 100% | 75-99% | 50-74% | 25-49% | 1-25% | | Not started |
| 1 | PWD (Roads) | Pradhan Mantri Gram Sadak Yojana (PMGSY) | 1 | 1 | - | - | - | 1 | - | 1 | - | - | - | - | |
| 2 | | Rural Infrastructure Development Fund (RIDF) | 8 | 8 | - | - | - | 8 | 2 | 6 | - | - | - | - | |
| 3 | | Mukhya Mantrir Pakipath Nirman Achani (MMPPNA) | 24 | 24 | - | - | - | 24 | 5 | 12 | 7 | - | - | - | |
| 4 | | Mukhya Mantrir Unnota Pakipath Nirman Achani | 3 | 3 | - | - | - | 3 | 2 | 1 | - | - | - | - | |
| 5 | | Mukhya Mantri Mothauri Pokikaran Achani (MMMPA) | 1 | 1 | - | - | - | 1 | - | - | 1 | - | - | - | |
| 6 | | Mukhya Mantrir Path Nobikaran Achani (MMPNA) | 2 | 2 | - | - | - | 2 | 1 | 1 | - | - | - | - | |
| 7 | | Construction of Roads in Tea Garden Labour Lines under SOPD-ODS (Tea Garden) | 3 | 3 | - | - | - | 3 | 3 | - | - | - | - | - | |
| 8 | | CRF/ CRIF | 4 | 2 | - | 2 | - | 4 | 2 | 2 | - | - | - | - | |
| 9 | | Flyover | 1 | 1 | - | - | - | 1 | - | 1 | - | - | - | - | |



(Nripen Medhi)

Executive Engineer, PWRD

Dibrugarh, Chabua-Lahowal, Khowang & Tingkhong
Territorial Road Division, Dibrugarh

Monthly status of Fund receipt and utilization for the Month of August, Year 2024

Annexure-A

A. For Schemes: Funds received.

| S.No. | Admin. Dept. | Name of Scheme (Implementation Agency) | PFMS Code & SLS Code | Category CS/CSS/State/EAP etc | Opening Balance With CNA/SNA/Others as applicable | | Opening Balance With the District/Council/ Others-as applicable. | | Current Year Allocation to District* | | Fund received in the current Year | | Total funds available for Scheme | Funds utilised till now Amount & (% in bracket) | | Amount for which Ucs are pending at the end of previous year | Utilization Certificate submitted against total available funds for the current year | Amount for which Ucs are pending as on date. | | Remarks |
|-------|---------------|--|---|-------------------------------|---|-------------|--|-------------|--------------------------------------|-------------|-----------------------------------|-------------|----------------------------------|---|-----------------|--|--|--|-----------------|---------|
| | | | | | Central Share | State Share | Central Share | State Share | Central Share | State Share | Central Share | State Share | | Central Share | State Share | | | Of Previous Year | Of Current Year | |
| 1 | 2 | 3 | 4 | 5 | 6 | 7 | 8 | 9 | 10 | 11 | 12 | 13 | 14 | 15 | 16 | 17 | 18 | 19 | 20 | 21 |
| | | Construction of Mini Stadium at Naharkatia, Dibrugarh | 4059-60-051-4548-000-13-01-SOPD-G-V-GA & 4059-60-051-5247-252-05-03-SOPD-G-V-GA | State | --- | --- | --- | --- | --- | --- | --- | 125.16167 L | Rs. 1316.06171 L | --- | Rs. 174.82618 L | --- | --- | --- | --- | |
| | | Construction of Mini Stadium at Duliagan LAC, Dibrugarh | 4059-60-051-4548-000-13-01-SOPD-G-V-GA & 4059-60-051-5247-252-05-03-SOPD-G-V-GA | State | --- | --- | --- | --- | --- | --- | --- | NIL | Rs.1154.67435 L | --- | Rs. 399.47102 L | --- | --- | --- | --- | |
| | PWD, BUILDING | Construction of Sports Complex at Chabua, Chabua LAC under Dibrugarh District under Signature Project for the year 2018-19 Package No: SP-9 | 4070-00-800-233-000-13-99-SOPD-G-V-GA | State | --- | --- | --- | --- | --- | --- | --- | NIL | Rs. 1000.00 L | --- | Rs. 799.184 L | --- | --- | --- | --- | |
| | Naharkatia | Construction of ITI at Naharkatia, Dibrugarh | 4070-00-800-233-000-13-99-SOPD-G-V-GA | State | --- | --- | --- | --- | --- | --- | --- | NIL | Rs. 971.83 L | --- | Rs. 384.34436 L | --- | --- | --- | --- | |
| | | Construction of Administrative Building Classroom Drawing Hall Office room, Library Work shop, Principal Quarter Inspector quarter Grade-IV quarter, etc at ITI at Duliagan, Dibrugarh | 4250-00-800-2400-000-13-99-SOPD-G-V-GA | State | --- | --- | --- | --- | --- | --- | --- | NIL | Rs. 432.72 L | --- | Nil | --- | --- | --- | --- | |
| | | Proposed Construction of Town Hall under 5th Assam state Finance Commission at Naharkatia | 2059-80-192-5441-705-35-98-TG-5FC-V-GA | | --- | --- | --- | --- | --- | --- | --- | NIL | Rs. 631.00 L | --- | Rs. 200.499 L | --- | --- | --- | --- | |
| | | Construction of 4(four) nos of additional Classroom, Laboratory, Kitchen, Toilet Block and a Cycle stand of Model Tea Garden School at Yasadi TE in Dibrugarh District. | 4059-01-051-2036-000-13-99-SOPD-G-V-GA | State | --- | --- | --- | --- | --- | --- | --- | NIL | Rs 61.064 L | --- | Rs. 36.38178 L | --- | --- | --- | --- | |
| | | Construction of 4(four) nos of additional Classroom, Laboratory, Kitchen, Toilet Block and a Cycle stand of Model Tea Garden School at Tarajan TE in Dibrugarh District. | 4059-01-051-2036-000-13-99-SOPD-G-V-GA | State | --- | --- | --- | --- | --- | --- | --- | NIL | Rs 61.064 L | --- | Rs. 36.88318 L | --- | --- | --- | --- | |
| | | Construction of 4(four) nos of additional Classroom, Laboratory, Kitchen, Toilet Block and a Cycle stand of Model Tea Garden School at Dhuli TE in Dibrugarh District. | 4059-01-051-2036-000-13-99-SOPD-G-V-GA | State | --- | --- | --- | --- | --- | --- | --- | NIL | Rs 61.064 L | --- | Rs. 24.19688 L | --- | --- | --- | --- | |
| | | Construction of 4(four) nos of additional Classroom, Laboratory, Kitchen, Toilet Block and a Cycle stand of Model Tea Garden School at Namang TE in Dibrugarh District. | 4059-01-051-2036-000-13-99-SOPD-G-V-GA | State | --- | --- | --- | --- | --- | --- | --- | NIL | Rs 61.064 L | --- | Rs. 24.19688 L | --- | --- | --- | --- | |

| | | | | | | | | | | | | | | | | | | |
|--|---|--|-------|------|------|------|------|------|------|------|-----|--------------|------|-----|------|------|------|------|
| | Jagannath Community and Skill Centre at Modhnuban T.E. under Dulaijan LAC | 4225-03-800-6104-000-13-99-SOPD-G-V-GA | state | ---- | ---- | ---- | ---- | ---- | ---- | ---- | NIL | Rs. 150.00 L | ---- | NIL | ---- | ---- | ---- | ---- |
| | Jagannath Community and Skill Centre at Bijlibari T.E. under Dulaijan LAC | 4225-03-800-6104-000-13-99-SOPD-G-V-GA | state | ---- | ---- | ---- | ---- | ---- | ---- | ---- | NIL | Rs. 150.00 L | ---- | NIL | ---- | ---- | ---- | ---- |
| | Jagannath Community and Skill Centre at Achithari T.E. (Ochitpur TE) under Dulaijan LAC | 4225-03-800-6104-000-13-99-SOPD-G-V-GA | state | ---- | ---- | ---- | ---- | ---- | ---- | ---- | NIL | Rs. 150.00 L | ---- | NIL | ---- | ---- | ---- | ---- |
| | Jagannath Community and Skill Centre at Bahijan T.E. under Dulaijan LAC | 4225-03-800-6104-000-13-99-SOPD-G-V-GA | state | ---- | ---- | ---- | ---- | ---- | ---- | ---- | NIL | Rs. 150.00 L | ---- | NIL | ---- | ---- | ---- | ---- |
| | Jagannath Community and Skill Centre at Kamini T.E. under Dulaijan LAC | 4225-03-800-6104-000-13-99-SOPD-G-V-GA | state | ---- | ---- | ---- | ---- | ---- | ---- | ---- | NIL | Rs. 150.00 L | ---- | NIL | ---- | ---- | ---- | ---- |
| | Jagannath Community and Skill Centre at Old Dirial T.E. under Dulaijan LAC | 4225-03-800-6104-000-13-99-SOPD-G-V-GA | state | ---- | ---- | ---- | ---- | ---- | ---- | ---- | NIL | Rs. 150.00 L | ---- | NIL | ---- | ---- | ---- | ---- |
| | Jagannath Community and Skill Centre at Anandabari T.E. under Dulaijan LAC | 4225-03-800-6104-000-13-99-SOPD-G-V-GA | state | ---- | ---- | ---- | ---- | ---- | ---- | ---- | NIL | Rs. 150.00 L | ---- | NIL | ---- | ---- | ---- | ---- |
| | Jagannath Community and Skill Centre at Jutulibari T.E. under Dulaijan LAC | 4225-03-800-6104-000-13-99-SOPD-G-V-GA | state | ---- | ---- | ---- | ---- | ---- | ---- | ---- | NIL | Rs. 150.00 L | ---- | NIL | ---- | ---- | ---- | ---- |
| | Jagannath Community and Skill Centre at Sati T.E. under Dulaijan LAC | 4225-03-800-6104-000-13-99-SOPD-G-V-GA | state | ---- | ---- | ---- | ---- | ---- | ---- | ---- | NIL | Rs. 150.00 L | ---- | NIL | ---- | ---- | ---- | ---- |
| | Jagannath Community and Skill Centre at Rajauli T.E. under Dulaijan LAC | 4225-03-800-6104-000-13-99-SOPD-G-V-GA | state | ---- | ---- | ---- | ---- | ---- | ---- | ---- | NIL | Rs. 150.00 L | ---- | NIL | ---- | ---- | ---- | ---- |
| | Jagannath Community and Skill Centre at Achaham T.E. under Naharkatia LAC | 4225-03-800-6104-000-13-99-SOPD-G-V-GA | state | ---- | ---- | ---- | ---- | ---- | ---- | ---- | NIL | Rs. 150.00 L | ---- | NIL | ---- | ---- | ---- | ---- |
| | Jagannath Community and Skill Centre at Langharjan T.E. under Naharkatia LAC | 4225-03-800-6104-000-13-99-SOPD-G-V-GA | state | ---- | ---- | ---- | ---- | ---- | ---- | ---- | NIL | Rs. 150.00 L | ---- | NIL | ---- | ---- | ---- | ---- |
| | Jagannath Community and Skill Centre at Namrup T.E. under Naharkatia LAC | 4225-03-800-6104-000-13-99-SOPD-G-V-GA | state | ---- | ---- | ---- | ---- | ---- | ---- | ---- | NIL | Rs. 150.00 L | ---- | NIL | ---- | ---- | ---- | ---- |
| | Jagannath Community and Skill Centre at Hapjan T.E. under Naharkatia LAC | 4225-03-800-6104-000-13-99-SOPD-G-V-GA | state | ---- | ---- | ---- | ---- | ---- | ---- | ---- | NIL | Rs. 150.00 L | ---- | NIL | ---- | ---- | ---- | ---- |
| | Jagannath Community and Skill Centre at Joypur T.E. under Naharkatia LAC | 4225-03-800-6104-000-13-99-SOPD-G-V-GA | state | ---- | ---- | ---- | ---- | ---- | ---- | ---- | NIL | Rs. 150.00 L | ---- | NIL | ---- | ---- | ---- | ---- |
| | Jagannath Community and Skill Centre at Balinora T.E. under Naharkatia LAC | 4225-03-800-6104-000-13-99-SOPD-G-V-GA | state | ---- | ---- | ---- | ---- | ---- | ---- | ---- | NIL | Rs. 150.00 L | ---- | NIL | ---- | ---- | ---- | ---- |
| | Jagannath Community and Skill Centre at Satyanarayan T.E. under Naharkatia LAC | 4225-03-800-6104-000-13-99-SOPD-G-V-GA | state | ---- | ---- | ---- | ---- | ---- | ---- | ---- | NIL | Rs. 150.00 L | ---- | NIL | ---- | ---- | ---- | ---- |
| | Jagannath Community and Skill Centre at Desam T.E. under Naharkatia LAC | 4225-03-800-6104-000-13-99-SOPD-G-V-GA | state | ---- | ---- | ---- | ---- | ---- | ---- | ---- | NIL | Rs. 150.00 L | ---- | NIL | ---- | ---- | ---- | ---- |
| | | | | | | | | | | | | | | | | | | |
| | | | | | | | | | | | | | | | | | | |

*will be provided by the HOD/Concerned Agency, PFMS: Public Finance Management System; SLS: State Linked Scheme- State Code.

Annexure - 5

B. S. S.
 22/9/15
 Executive Engineer,
 Naharkatia & Dulaijan Territorial
 Building Division, Naharkatia

Annexure- C

Physical Progress of works under different Schemes/Programmes/Projects across Departments- of Current Year (2024-25)

| Sl no. | Admin Dept. | Name of the Scheme | Number of Works sanctioned in the current year | Progress of Current year Works/ Services - Categorise number of works based on the stage of physical progress | | | | | | |
|--------|---------------------|---|---|---|--------|--------|--------|-------|-------------|--------------------------|
| | | | | 100% | 75-99% | 50-74% | 25-49% | 1-25% | Not Started | |
| 1 | PWD (Building & NH) | Jagannath Community and Skill Centre at Namrup T.E. under Naharkatia LAC | NIL (However, Work order for these have been issued in current FY) | | | | | | | Preliminary work started |
| 2 | | Jagannath Community and Skill Centre at Hapjan T.E. under Naharkatia LAC | | | | | | | | Preliminary work started |
| 3 | | Jagannath Community and Skill Centre at Joypur T.E. under Naharkatia LAC | | | | | | | | Preliminary work started |
| 4 | | Jagannath Community and Skill Centre at Balimora T.E. under Naharkatia LAC | | | | | | | | Preliminary work started |
| 5 | | Jagannath Community and Skill Centre at Satyanarayan T.E. under Naharkatia LAC | | | | | | | | Preliminary work started |
| 6 | | Jagannath Community and Skill Centre at Desam T.E. under Naharkatia LAC | | | | | | | | Preliminary work started |

| | | | | | | | | | |
|----|---|------------|--|--|--|--|--|--|-----------------------|
| 7 | Jagannath Community and Skill Centre at Tarajan T.E. under Naharkatia LAC | LOA issued | | | | | | | Tender under process. |
| 8 | Jagannath Community and Skill Centre at Namsang T.E. under Naharkatia LAC | | | | | | | | Tender under process. |
| 9 | Jagannath Community and Skill Centre at Umatara T.E. under Naharkatia LAC | | | | | | | | Tender under process. |
| 10 | Jagannath Community and Skill Centre at Dilli T.E. under Naharkatia LAC | | | | | | | | Tender under process. |
| 11 | Jagannath Community and Skill Centre at Naharkatia T.E. under Naharkatia LAC | | | | | | | | Tender under process. |


 Executive Engineer PWD.
 Naharkatia & Dullinjan Territorial
 Building Division, Naharkatia

Physical progress of Works under different schemes/Programmes/Projects across Departments- of Previous years

| Sl no. | Admin Dept. | Name of Scheme | Total number of Works pending as on the last date of previous Financial Year | Number of Years Delayed for completion- as on the last date of last financial Year (31st March, 2024) - Categorise works based on the delay in completion | | | | | Progress of pending works of previous Years pending as on the last date of last Financial Year- Categorise works based on the stage of physical progress | | | | | | |
|--------|---------------------|---|--|---|------------------|------------------|-----|-------|--|--------|--------|--------|-------|-------------|--|
| | | | | Less than 1Yr | >=1 to <3 yrs | >=3 to <5Yrs | >=5 | Total | 100% | 75-99% | 50-74% | 25-49% | 1-25% | Not Started | |
| 1 | PWD (Building & NH) | Construction of Mini Stadium at Naharkatia , Dibrugarh | | | | | | | | | 34% | | | | |
| 2 | | Construction of Mini Stadium at Duliajan LAC , Dibrugarh | | | | | | | | | 48% | | | | |
| 3 | | Construction of Sports Complex at Chabua , Chabua LAC under Dibrugarh District under Signature Project for the year 2018-19 Package No: SP-9 | | | 1 Years 7 months | | | | 100.00% | | | | | | |
| 4 | | Construction of ITI at Naharkatia, Dibrugarh | | | 16 days | | | | | 76.00% | | | | | |
| 5 | | Construction of Administrative Building Class room Drawing Hall Office room , Library Work shop, Principal Quater Inspector quarter Grade -IV quarter,etc at ITI at Duliajan, Dibrugarh | | | 8 months | | | | | | | 42% | | | |
| 6 | | Proposed Construction of Town Hall under 5th Assam state Finance Commission at Naharkatia . | | | | 3 years 6 months | | | | | | 61% | | | |

| | | | | | | | | | | | | | | |
|----|---|--|-----------------|--|--|--|--|--|-----|--|--|--|--|--|
| 7 | Construction of 4(four) nos of additional Classroom, Laboratory, Kitchen , Toilet Block and a Cycle stand of Model Tea Garden School at Teenali TE in Dibrugarh District. | | 1 year 3 months | | | | | | 95% | | | | | |
| 8 | Construction of 4(four) nos of additional Classroom, Laboratory, Kitchen , Toilet Block and a Cycle stand of Model Tea Garden School at Turajan TE in Dibrugarh District. | | 1 year 3 months | | | | | | 94% | | | | | |
| 9 | Construction of 4(four) nos of additional Classroom, Laboratory, Kitchen , Toilet Block and a Cycle stand of Model Tea Garden School at Dihhi TE in Dibrugarh District. | | 1 year 3 months | | | | | | 98% | | | | | |
| 10 | Construction of 4(four) nos of additional Classroom, Laboratory, Kitchen , Toilet Block and a Cycle stand of Model Tea Garden School at Namsang TE in Dibrugarh District. | | 1 year 3 months | | | | | | 70% | | | | | |
| 11 | Construction of 4(four) nos of additional Classroom, Laboratory, Kitchen , Toilet Block and a Cycle stand of Model Tea Garden School at Chabua TE in Dibrugarh District. | | 1 year 3 months | | | | | | 96% | | | | | |
| 12 | Construction of 4(four) nos of additional Classroom, Laboratory, Kitchen , Toilet Block and a Cycle stand of Model Tea Garden School at Jaloni TE in Dibrugarh District. | | 1 year 3 months | | | | | | 93% | | | | | |

| | | | | | | | | | | | | | |
|----|---|--|--|--|--|--|--|--|--|--|-----|--|-------------------|
| 20 | Jagannath Community and Skill Centre at Basmotia T.E. under Duliajan LAC | | | | | | | | | | 5% | | |
| 21 | Jagannath Community and Skill Centre at Lengrai T.E. under Duliajan LAC | | | | | | | | | | 20% | | |
| 22 | Jagannath Community and Skill Centre at Nandanbon T.E. under Duliajan LAC | | | | | | | | | | 45% | | |
| 23 | Jagannath Community and Skill Centre at Hatijan T.E. under Duliajan LAC | | | | | | | | | | | Not started due to waterlogging as the site is low lying area. | |
| 24 | Jagannath Community and Skill Centre at Mahadeobari T.E. under Duliajan LAC | | | | | | | | | | 6% | | |
| 25 | Jagannath Community and Skill Centre at Madhuting T.E. under Duliajan LAC | | | | | | | | | | | Work not started. | |
| 26 | Jagannath Community and Skill Centre at Modhuban T.E. under Duliajan LAC | | | | | | | | | | 6% | | |
| 27 | Jagannath Community and Skill Centre at Bijlibari T.E. under Duliajan LAC | | | | | | | | | | 5% | | |
| 28 | Jagannath Community and Skill Centre at Achitbari T.E (Ochitpur TE). under Duliajan LAC | | | | | | | | | | | | Work just started |
| 29 | Jagannath Community and Skill Centre at Balijan T.E. under Duliajan LAC | | | | | | | | | | | Work not started due to land issues. | |

Monthly status of Fund receipt and utilization for the Month of August, Year 2024

Annexure- A

A. For Schemes: Funds received.

| S.No. | Admi n. Dept. | Name of Scheme (+Implementation Agency) | PFMS Code & SLS Code | Category CS/CSS/St ate/EAP etc | Opening Balance With CNA/SNA/Others as applicable | | Opening Balance With the District/Council/ Others-as applicable. | | Current Year Allocation to District* | | Fund received in the current Year | | Total funds available for Scheme | Funds utilised till now Amount & (% in bracket) | | Amount for which Ucs are pending at the end of previous year | Utilization Certificate submitted against total available funds for the current year | Amount for which Ucs are pending as on date. | | Remarks |
|-------|---------------------|---|-------------------------------|---|--|----------------|---|----------------|--|----------------|--------------------------------------|----------------|--|---|----------------|---|--|---|-----------------------|---|
| | | | | | Central Share | State Share | Central Share | State Share | Central Share | State Share | Central Share | State Share | | Central Share | State Share | | | Of Previous Year | Of Current Year | |
| 1 | 2 | 3 | 4 | 5 | 6 | 7 | 8 | 9 | 10 | 11 | 12 | 13 | 14 | 15 | 16 | 17 | 18 | 19 | 20 | 21 |
| | | Renovation of Sukanjuri BOP under Annual Action Plan of Border Development Activities in the Inter-State Border for the year 2022-23 in Dibrugarh district, Assam | | | | | | | | | | | Rs 19.24L | Nil | Nil | Nil | Nil | Nil | Nil | AA No. DBPD.395/2022/38 Dtd, 27/01/2023 |
| | | | | | | | | | | | | | | | | | | | | |


*will be provided by the HDD/Concerned Agency, PFMS: Public Finance Management System; SLS: State Linked Scheme- State Code.

B. B. B.
23/9/24
Executive Engineer, P.W.D.
Naharkatia & Dullajan Territorial
Building Division, Naharkatia

Annexure - B

B. Schemes for which no funds are received by the District/ Council:

| Sl. No | Administrative Department | Scheme Name | Reasons | Remarks if any |
|--------|---------------------------|---|---|------------------------------|
| 1 | PWD, Building, Naharkatia | Renovation of Sukanjuri BOP under Annual Action Plan of Border Development Activities in the Inter-State Border for the year 2022-23 in Dibrugarh district, Assam | Since, this is a repairing nature of work. Demand will be submitted after completion of the work. | 83% of the work is completed |
| 2 | | | | |


23/9/23
Executive Engineer, P.W.D.
Naharkatia & Dullajan Territories
Building Division, Naharkatia

B. Scheme for which no funds are received by the District/council.

| Sl. No. | Administrative Department | Scheme Name | Reasons | Remarks if any |
|---------|---------------------------|-------------|---------|----------------|
| 1. | PWD, Building, Naharkatia | NIL | | |

B. S. Saha
23/9/13

Executive Engineer, PWD
Naharkatia & Duliajan Territorial
Building Division, Naharkatia

Annexure- C

Physical Progress of works under different Schemes/Programmes/Projects across Departments- of Current Year (2024-25)

| Name of work: Renovation of Sukanjuri BOP under Annual Action Plan of Border Development Activities in the Inter-State Border for the year 2022-23 in Dibrugarh district, Assam | | | | | | | | | |
|---|---------------------|--------------------|--|---|--------|--------|--------|-------|-------------|
| Sl no. | Admin Dept. | Name of the Scheme | Number of Works sanctioned in the current year | Progress of Current year Works/ Services - Categorise number of works based on the stage of physical progress | | | | | |
| | | | | 100% | 75-99% | 50-74% | 25-49% | 1-25% | Not Started |
| 1 | PWD (Building & NH) | NIL | NIL | | | | | | |


 Executive Engineer, P.W.D.
 Naharkatia & Duliagan Territorial
 Building Division, Naharkatia.

Physical progress of Works under different schemes/Programmes/Projects across Departments- of Previous years

| Sl no. | Admin Dept. | Name of Scheme | Total number of Works pending as on the last date of previous Financial Year | Number of Years Delayed for completion- as on the last date of last financial Year (31st March, 2024) - Categorise works based on the delay in completion | | | | | Progress of pending works of previous Years pending as on the last date of last Financial Year- Categorise works based on the stage of physical progress | | | | | | |
|--------|---------------------|---|--|---|---------------|--------------|-----|-------|--|--------|--------|--------|-------|-------------|--|
| | | | | Less than 1Yr | >=1 to <3 yrs | >=3 to <5Yrs | >=5 | Total | 100% | 75-99% | 50-74% | 25-49% | 1-25% | Not Started | |
| 1 | PWD (Building & NH) | Renovation of Sukanjuri BOP under Annual Action Plan of Border Development Activities in the Inter-State Border for the year 2022-23 in Dibrugarh district, Assam | 1 | 2 months | | | | | | 83% | | | | | |


 Executive Engineer, P.W.D.
 Naharkatia & Dulaijan Territorial
 Building Division, Naharkatia

A. For Schemes : Fund received

Annexure-A

| Sl. No. | Admin. Dept | Name of Schemes | PFMS Code & SLS Code | Category CS/CSS/State/EAP etc. | Opening Balance With CNA/SNA/Others- as applicable | | Opening Balance with the District/Council/Others- as applicable | | Current Year Allocation to district* | | Fund received in the current Year | | Total funds available for Scheme | Funds utilised- till now Amount & (% in bracket) | | Amount for which Ucs are pending at the end of previous year | Utilization Certificate submitted against total available funds for the current year | Amount for which UCs are pending as on date | | Remarks |
|---------|------------------------------|-----------------|----------------------|--------------------------------|--|-------------|---|-------------|--------------------------------------|-------------|-----------------------------------|-------------|----------------------------------|--|-------------|--|--|---|-----------------|---------|
| | | | | | Central Share | State Share | Central share | State Share | Central Share | State Share | Central Share | State Share | | Central Share | State Share | | | Of Previous year | Of Current Year | |
| 1 | 2 | 3 | 4 | 5 | 6 | 7 | 8 | 9 | 10 | 11 | 12 | 13 | 14 | 15 | 16 | 17 | 18 | 19 | 20 | 21 |
| 4 | Dairy Development Department | Nil | Nil | Nil | Nil | Nil | Nil | Nil | Nil | Nil | Nil | Nil | Nil | Nil | Nil | Nil | Nil | Nil | Nil | Nil |


 Anil Kash Mishra
 Asst. Dairy Development Officer
 Town Milk Supply Scheme
 Dibrugarh

Monthly status of Fund receipt and utilisation for the Month of Sept. Year 2024

A. For Schemes: Funds received.


| S.No | Admin Dept | Name of Scheme (+Implementation Agency) | PFMS Code& SLS Code | Category CS/CSS/ State/ EAP etc. | Opening Balance With CNA /SNA/Others- as applicable | | Opening Balance with the District/Council/ Others-- as applicable | | Current Year Allocation to District* | | Fund received in the current Year | | Total funds available for Scheme | Funds utilised- till now Amount & (% in bracket) | | Amount for which UCs are pending at the end of previous year | Utilisation Certificate submitted against total available funds for the current year | Amount for which UCs are pending as on date. | | Remarks |
|------|------------|---|---------------------|----------------------------------|---|-------------|---|-------------|--------------------------------------|-------------|-----------------------------------|-------------|----------------------------------|--|-------------|--|--|--|-----------------|---------|
| | | | | | Central Share | State Share | Central Share | State Share | Central Share | State Share | Central Share | State Share | | Central Share | State Share | | | Of Previous Year | Of Current Year | |
| 1 | 2 | 3 | 4 | 5 | 6 | 7 | 8 | 9 | 10 | 11 | 12 | 13 | 14 | 15 | 16 | 17 | 18 | 19 | 20 | 21 |
| | | | | | | | | | | | | | | | | | | | | |
| | | | | | | | | | | | | | | | | | | | | |
| | | | | | | | | | | | | | | | | | | | | |
| | | | | | | | | | | | | | | | | | | | | |
| | | | | | | | | | | | | | | | | | | | | |
| | | | | | | | | | | | | | | | | | | | | |

* = will be provided by the HOD / Concerned Agency. PFMS: Public Finance Management System, SLS: State Linked Scheme-State Code

B. Schemes for which no funds are received by the District/ Council: For (Please visit <https://www.indiahadastateandcenter.org/> and concerned Ministry / Department website to know the list of Central schemes of current and previous years)

| S.No | Administrative Department | Scheme Name | Reasons | Remarks if any |
|------|---------------------------|-------------|---------|----------------|
| 1 | | | | |
| 2 | | | | |


| Sl.No | Admin. Dept. | Name of Scheme (+Implementation Agency) | PFMS Code& SLS Code | Category CNS/SS State/ EAP etc. | Opening Balance With CNA | | Opening Balance with the District/Council Others- as applicable. | | Current Year Allocation to District | | Food received in the current Year | | Total funds available for Scheme | Funds utilised- till now amount &.(% in bracket) | | Amount for which UCs are pending at the end of previous year | Utilisation Certificate submitted against total available funds for the current year | Amount for which UCs are pending as on date. | | Remarks | |
|-------|---------------------------------|---|------------------------------|--|-----------------------------|----------------|--|----------------|--|----------------|--------------------------------------|----------------|---|--|----------------|---|--|--|-----------------------|---------|---|
| | | | | | Central Share | State Share | Central Share | State Share | Central Share | State Share | Central Share | State Share | | Central Share | State Share | | | Of Previous Year | Of Current Year | | |
| 1 | 2 | 3 | 4 | 5 | 6 | 7 | 8 | 9 | 10 | 11 | 12 | 13 | 14 | 15 | 16 | 17 | 18 | 19 | 20 | 21 | |
| 11 | Water Resource Department | Protection of DTP Dyke from Stone Spur No. IV to VIII and Adhan bund from the erosion of River Brahmaputra- Ph-I (NIDA) | | CS | | | | | NIL | NIL | NIL | NIL | - | - | - | - | - | - | - | - | |
| 12 | | Strengthening of existing protection works at Pukhurijan and its adjoining areas (NIDA) | | CS | | | | | NIL | NIL | NIL | NIL | - | - | - | - | - | - | - | - | |
| 13 | | Protection of Naharkatiya Joypur road from the flooding of river Bundeing near Longjong Gaon(NIDA) | | CS | | | | | | NIL | NIL | NIL | NIL | - | - | - | - | - | - | - | - |
| 14 | | Brahmaputra River Front Development at Dibrugarh(Under CIDF) | | STATE | | | | | | NIL | NIL | NIL | NIL | - | - | - | - | - | - | - | - |
| 15 | | Installation of 2 Nos. water pumps for mitigation of urban flooding in DMB area at Dibrugarh(Under CIDF) | | STATE | | | | | | NIL | NIL | NIL | NIL | - | - | - | - | - | - | - | - |
| 16 | | Flood Protection Scheme for Dinjan Army Camp along the Left Bank of River Brahmaputra(Under Ministry of Defence) | | CS | | | | | | NIL | NIL | NIL | NIL | - | - | - | - | - | - | - | - |
| 17 | | Integrated Water Resources management of Bundeing Basin(Under World Bank) | | | WORLD BANK | | | | | NIL | NIL | NIL | NIL | - | - | - | - | - | - | - | - |


 Executive Engineer
 Dibrugarh R. R. Division
 Dibrugarh

Annexure-B

B.SI. No. funds are received by tile District/Council

| Sl. No. | Administrative Department | Scheme Name | Reasons | Remarks if any |
|---------|---------------------------|-------------|---------|----------------|
| - | - | - | - | - |


Executive Engineer
Dibrugarh W.R. Division
Dibrugarh

Physical Progress or Works under different Schemes/ Programmes/Projects across Departments- of Current Year

| Sl.No | Admin. Dept. | Name or Scheme | Number of Works sanctioned in the current Year | Progress of current year works services categorise number of works based on the stage of physical progress | | | | | | Remarks |
|-------|---------------------------|---|--|--|----------------|--------|----------------|-------------------|-------------|----------------------------------|
| | | | | 100% | 75-99% | 50-74% | 25-49% | 1-25% | Not started | |
| 1 | Water Resource Department | R/S of Moinamri Ring Bund (Baruah Gaon to Sessamukh)(Under SOPD-G) | | - | 98% (1 nos) | - | - | - | | Overall physical progress 98% |
| 2 | | Construction of office building of Dibrugarh Mechanical W.R. Sub-Division along with workshop & upgradation of Boundary area (Under SOPD-G) | | 100% (1 nos) | - | - | - | - | | Overall physical progress 100% |
| 3 | | Construction of Ring bund to protect Bordobham area along the L/B of river Sessa (Under SOPD-G) | | - | - | - | 45% (1 nos) | - | | Overall physical progress 45% |
| 4 | | Construction of Ikorani ring bund on the left bank of river Disam from Ghugadom to Panabara village (Under SOPD-G) | | - | 95% (1 nos) | - | - | - | | Overall physical progress 95% |
| 5 | | Construction of embankment along the R/B of river Sessa from Lezai Tinali to Garudharia Patra gaon (Under SOPD-FDR) | | - | 85% (1 nos) | - | - | - | | Overall physical progress 85% |
| 6 | | Raising and strengthening of road cum bund on the L/B of river Digboi from 8 no. Bongalegaon to Gariabam (Under SOPD-FDR) | | - | 95% (1 nos) | - | - | - | | Overall physical progress 95% |
| 7 | | Restoration of flood damages by river Brahmaputra at Rohmorja from H.S. School to Borotichuk (Under SOPD-FDR) | | - | 98% (1 nos) | - | - | - | | Overall physical progress 98% |
| 8 | | Restoration of flood damages at Pukhurijan area from the devastation of river Brahmaputra (Under RIDF-XVIII) | | 100% (2 nos) | - | - | - | - | | Overall physical progress 100% |
| 9 | | Restoration of flood damages from Nagaghuli to Philonoguri of Oakland dyke including construction of retirement (Under RIDF-XVIII) | | - | 92% (3 nos) | - | - | - | | Overall physical progress 92% |
| 10 | | Restoration of flood damages at Rohmorja area on left bank of river Brahmaputra from Lokasoni to Liting gaon at 2nd & 3rd km (Under RIDF-XVIII) | | - | 95% (1 nos) | - | - | - | | Overall physical progress 95% |
| 11 | | Protection of DTP Dyke from Stone Spur No. IV to VIII and Aithan bund from the erosion of River Brahmaputra-Ph-L (NIDA) | | - | - | - | - | 24.13% (4 nos) | | Overall physical progress 24.13% |
| 12 | | Strengthening of existing protection works at Pukhurijan and its adjoining areas. (NIDA) | | - | - | - | - | 17% (1 nos) | | Overall physical progress 17% |
| 13 | | Protection of Naharkatiya Joypur road from the flooding of river Buridehing near Longjong Gaon (NIDA) | | - | - | - | - | 10% (1 nos) | | Overall physical progress 10% |

Physical Progress of Works under different Schemes/ Programmes/Projects across Departments- of Previous Years

| Sl.No | Admin. Dept. | Name of Scheme | Total Number of Works pending as on the last date of previous Financial Year | Number or Years delayed for completion - as on the last date of last Financial Year-Categorise works based on the delay in completion | | | | | Progress of Pending works of previous Years pending as on the last date of last Financial Year-Categorise works based on the stage of physical progress | | | | | | Remarks (Progress on 31st March 2024) |
|-------|---------------------------|--|--|---|---------------|--------------|----|-------|---|--------|--------|--------|-------|-------------|--|
| | | | | Less than 1 Yr | ≥ 1 to <3 Yrs | ≥3 to <5 Yrs | ≥5 | Total | 100% | 75-99% | 50-74% | 25-49% | 1-25% | Not started | |
| 1 | Water Resource Department | R/S of Momamti Ring Band (Barua) Gaon to Sessamakh(Under SOPD-G) | 1 | - | - | - | - | - | - | 98% | - | - | - | - | Overall physical progress 98% |
| 2 | | Construction of office building of Dibrugarh Mechanical W.R. Sub-Division along with workshop & upgradation of Boundary area (Under SOPD-G) | 1 | - | - | - | - | - | 100% | - | - | - | - | - | Overall physical progress 100% |
| 3 | | Construction of Ring band to protect Bordoibam area along the L/B of river Sessa (Under SOPD-G) | 1 | - | - | - | - | - | - | - | - | 45% | - | - | Overall physical progress 45% |
| 4 | | Construction of Boram ring band on the left bank of river Dsam from Ghuguloni to Patanbura village (Under SOPD-G) | 1 | - | - | - | - | - | - | 95% | - | - | - | - | Overall physical progress 95% |
| 5 | | Construction of embankment along the R/B of river Sessa from Lazai Timali to Garadhara Para gaon (Under SOPD-FDR) | 1 | - | - | - | - | - | - | 77% | - | - | - | - | Overall physical progress 77% |
| 6 | | Raising and strengthening of road cum band on the L/B of river Digboi from 8 no. Bongalgaon to Garabam (Under SOPD-FDR) | 1 | - | - | - | - | - | - | 90% | - | - | - | - | Overall physical progress 90% |
| 7 | | Restoration of flood damages by river Brahmaputra at Rohmora from H.S. School to Borotschuk (Under SOPD-FDR) | 1 | - | - | - | - | - | - | 98% | - | - | - | - | Overall physical progress 98% |
| 8 | | Restoration of flood damages at Pukhuri area from the devastation of river Brahmaputra(Under RIDF-XVIII) | 2 | - | - | - | - | - | - | 92% | - | - | - | - | Overall physical progress 92% |
| 9 | | Restoration of flood damages from Nagahuli to Philonoguri of Oakland dyke including construction of retirement(Under RIDF-XVIII) | 3 | - | - | - | - | - | - | 92% | - | - | - | - | Overall physical progress 92% |
| 10 | | Restoration of flood damages at Rohmora area on left bank of river Brahmaputra from Lokason to Litang gaon at 2nd & 3rd km(Under RIDF-XVIII) | 1 | - | - | - | - | - | - | 85% | - | - | - | - | Overall physical progress 85% |
| 11 | | Brahmaputra River Front Development at Dibrugarh(Under CIDF) | 1 | - | - | - | - | - | - | - | - | 43% | - | - | Overall physical progress 43% |

ANNEXURE-A,B,C & D for the month of October, 2024 (in respect of Dibrugarh District)

| Admin. Dept | Name of Scheme(Implementation Agency) | Category CS/CSS/ State/EAP etc. | Opening Balance With CNA/SNA/Others- as applicable | | Opening Balance with the District/Council/Others- as applicable | | Allocation to district* (overall) | | Fund received (overall) | | Total funds available for Scheme (overall) | Funds utilised-till now Amount & (% in bracket) | | Utilisation Certificate submitted against total available funds for the current year | Remarks | |
|---|---------------------------------------|--|--|-------------|---|-------------|-----------------------------------|-------------|-------------------------|-------------|--|---|-------------|--|---------|--|
| | | | Central Share | State Share | Central share | State Share | Central Share | State Share | Central Share | State Share | | Central Share | State Share | | | |
| Annexure-A | | | | | | | | | | | | | | | | |
| II) Sector: Economic Development | | | | | | | | | | | | | | | | |
| 20 Handloom & Textile Dept. | 475 | SWANIRBHAR NAARI | STATE | nil | nil | nil | nil | nil | nil | nil | nil | nil | nil | nil | nil | Flagship Scheme |
| | 476 | Cluster Development Programme (CDP) under NHDP | CSS | nil | nil | nil | nil | nil | nil | nil | nil | nil | nil | nil | nil | Implemented by the Directorate of H&T, Assam |
| | 477 | SAMARTH | CSS | nil | nil | nil | nil | nil | nil | nil | nil | nil | nil | nil | nil | Skill Development Programme |
| | 478 | Pradhan Mantri Jeevan Jyoti Bima Yojana (PMJJBY) | CSS | nil | nil | nil | nil | nil | nil | nil | nil | nil | nil | nil | nil | Welfare Scheme |
| | 479 | Pradhan Mantri Suraksha Bima Yojana (PMSBY) | CSS | nil | nil | nil | nil | nil | nil | nil | nil | nil | nil | nil | nil | Welfare Scheme |
| | 480 | Handloom Model Village at Teliapathar, Moran | STATE | - | - | - | - | - | - | - | - | - | - | - | - | Implemented by ARTFED, Guwahati, Assam |
| | 485 | APART | - | - | - | - | - | - | - | - | - | - | - | - | - | Yet not implemented |
| | 486 | SOPD-G | - | - | - | - | - | - | - | - | - | - | - | - | - | |
| 487 | SOPD-ODS | - | - | - | - | - | - | - | - | - | - | - | - | - | | |


 Assistant Director
 Handloom & Textile
 Dibrugarh

B. Schemes for which no funds are received by the District/Council: For (Please visit <https://www.indiabudget.gov.in/index.php>-and concerned Ministry/Department website to know the list of Central schemes of current and years)

| Sl. No. | Administrative Department | Scheme name | Reasons | Remarks if any |
|---------|-------------------------------|---|---|---|
| 1 | Handloom & Textile, Dibrugarh | SWANIRBHAR NAARI | A Flagship programme of State Govt. for procurement of banchmark Handloom items. All procurement are through online portal and payments are done by the Directorate, H&T, Assam online directly to the beneficiary A/c. | Amounting Rs. 42,04,575/- benchmark item procured in Dibrugarh District. Around Rs 23,87,971/- of benchmark Handloom items Sold till date at Dibrugarh district & Total 4447 nos. various benchmark Handloom items amounting Rs.18,16,604/- in the stock. |
| 2 | | Cluster Development Programme (CDP) under NHDP | CDP under NHDP at Naharkatia wil be Implemented by the Directorate of Handloom & Textile, Assam. No any funds received by the Handloom & Textile, Dibrugarh. | Yet to implement. |
| 3 | | SAMARTH | A skill development scheme "SAMARTH" under Ministry of Textiles, Govt. of India in collaboration with Directorate of Handloom & Textiles, Assam. | In 1st Phase, 134 nos. trainees completed their training on Handloom & Jacquard waving in Dibrugarh District. The start date for 2nd phase is currently uncertain . |
| 4 | | Pradhan Mantri Jeevan Jyoti Bima Yojana (PMJJBY) | Central Welfare scheme | 42 nos. enrolled on month of Sept. Total 122 nos.Weavers Enrollrd under Dibrugarh District till date. |
| 5 | | Pradhan Mantri Suraksha Bima Yojana (PMSBY) | Central Welfare scheme | 41 nos. enrolled on month of Sept. Total 116 nos.Weavers Enrollrd under Dibrugarh District till date. |
| | | Model Handloom Village at Teliapathar, Moran, Dibrugarh | Implemented by the ARTFED, Guwahati, Assam. No any funds received by the Handloom & Textile, Dibrugarh. | |
| 6 | | APART | No any proposal senctioned or impleted. | |
| 7 | | SOPD-G | No any proposal senctioned or impleted. | |
| 8 | SOPD-ODS | No any proposal senctioned or impleted. | | |


Assistant Director
Handloom & Textile
Dibrugarh

Physical Progress of Works under different Schemes/ Programmes/ Projects across Departments- of Current Year

| Sl No. | Admin. Dept. | Name of Scheme | Number of Works sanctioned in the current Year | Progress of Current Year works/ Services- Categorise number of works based on the stage of physical progress | | | | | | Remarks |
|--------|-------------------------------|--|--|--|--------|--------|--------|-------|-------------|---------|
| | | | | 100% | 75-99% | 50-74% | 25-49% | 1-25% | Not started | |
| 1 | Handloom & Textile, Dibrugarh | SWANIRBHAR NAARI | Does not arise | nil | nil | nil | nil | nil | nil | |
| 2 | | Cluster Development Programme (CDP) under NHDP | Does not arise | nil | nil | nil | nil | nil | nil | |
| 3 | | SAMARTH | Does not arise | nil | nil | nil | nil | nil | nil | |
| 4 | | Pradhan Mantri Jeevan Jyoti Bima Yojana (PMJJBY) | Does not arise | nil | nil | nil | nil | nil | nil | |
| 5 | | Pradhan Mantri Suraksha Bima Yojana (PMSBY) | Does not arise | nil | nil | nil | nil | nil | nil | |
| 6 | | Handloom Model Village at Teliapathar, Moran | Does not arise | nil | nil | nil | nil | nil | nil | |


 Assistant Director
 Handloom & Textile
 Dibrugarh

Physical Progress of Works under different Schemes/ Programmes/Projects across Departments- of Previous Years

| Sl. No | Admin. Dept. | Name of Scheme | Number of Years delayed for completion - as on the last date of last Financial Year-Categorise works based on the delay in completion. | | | | | Progress of Pending works of previous Years pending as on the last date of last Financial Year-Categorise works based on the stage of physical progress | | | | | |
|--------|--------------|--|--|---------------|--------------|-----|-------|---|--------|--------|--------|-------|-------------|
| | | | Less than 1 Yr | >=1 to <3 Yrs | >=3 to <5Yrs | >=5 | Total | 100% | 75-99% | 50-74% | 25-49% | 1-25% | Not started |
| 1 | | SWANIRBHAR NAARI | nil | nil | nil | nil | nil | nil | nil | nil | nil | nil | nil |
| 2 | | Cluster Development Programme (CDP) under NHDP | nil | nil | nil | nil | nil | nil | nil | nil | nil | nil | nil |
| 3 | | SAMARTH | nil | nil | nil | nil | nil | nil | nil | nil | nil | nil | nil |
| 4 | | Pradhan Mantri Jeevan Jyoti Bima Yojana (PMJJBY) | nil | nil | nil | nil | nil | nil | nil | nil | nil | nil | nil |
| 5 | | Pradhan Mantri Suraksha Bima Yojana (PMSBY) | nil | nil | nil | nil | nil | nil | nil | nil | nil | nil | nil |
| 6 | | Handloom Model Village at Teliapathar, Moran | nil | nil | nil | nil | nil | nil | nil | nil | nil | nil | nil |
| 7 | | APART | nil | nil | nil | nil | nil | nil | nil | nil | nil | nil | nil |
| 8 | | SOPD-G | nil | nil | nil | nil | nil | nil | nil | nil | nil | nil | nil |
| 9 | | SOPD-ODS | nil | nil | nil | nil | nil | nil | nil | nil | nil | nil | nil |


 Assistant Director
 Handloom & Textile
 Dibrugarh

Monthly status of Fund receipt and utilisation for the Month of SEP..Year 2024..

A. For Schemes: Funds received.

| S.No | Admin. Dept. | Name of Scheme (+Implementation Agency) | PFMS Code& SLS Code | Category CS/CSS/ State/ EAP etc. | Opening Balance With CNA /SNA/Others- as applicable. | | Opening Balance with the District/Council/ Others-- as applicable. | | Current Year Allocation to District* | | Fund received in the current Year | | Total funds available for Scheme | Funds utilised- till now Amount & (% in bracket) | | Amount for which UCs are pending at the end of previous year | Utilisation Certificate submitted against total available funds for the current year | Amount for which UCs are pending as on date. | | Remarks |
|------|--------------|--|---------------------|----------------------------------|--|-------------|--|-------------|--------------------------------------|-------------|-----------------------------------|-------------|----------------------------------|--|-------------|--|--|--|-----------------|---------|
| | | | | | Central Share | State Share | Central Share | State Share | Central Share | State Share | Central Share | State Share | | Central Share | State Share | | | Of Previous Year | Of Current Year | |
| 1 | 2 | 3 | 4 | 5 | 6 | 7 | 8 | 9 | 10 | 11 | 12 | 13 | 14 | 15 | 16 | 17 | 18 | 19 | 20 | 21 |
| | | NIL | | | NIL | NIL | NIL | NIL | | | | | NIL | | | | | | | NIL |
| | | | | | | | | | | | | | | | | | | | | |
| | | | | | | | | | | | | | | | | | | | | |
| | | | | | | | | | | | | | | | | | | | | |
| | | | | | | | | | | | | | | | | | | | | |
| | | | | | | | | | | | | | | | | | | | | |
| | | | | | | | | | | | | | | | | | | | | |
| | | | | | | | | | | | | | | | | | | | | |
| | | | | | | | | | | | | | | | | | | | | |

* = will be provided by the HOD / Concerned Agency. PFMS: Public Finance Management System; SLS: State Linked Scheme-State Code.

Annexure-B

B. Schemes for which no funds are received by the District/ Council: For (Please visit <https://www.india Budget.gov.in/index.php> and concerned Ministry / Department website to know the list of Central schemes of current and previous years)

| S.No | Administrative Department | Scheme Name | Reasons | Remarks if any |
|------|---------------------------|-------------|---------|----------------|
| 1 | | NIL | | NA |
| 2 | | | | |


 Chief Executive Officer
 Dibrugarh Electrical Circle
 APDCL, (UAR) Dibrugarh

Annexure-C.

Physical Progress of Works under different Schemes/ Programmes/Projects across Departments- of Current Year

| S.No | Admin. Dept. | Name of Scheme | Number of Works sanctioned in the current Year | Progress of Current Year works / Services- Categorise number of works based on the stage of physical progress | | | | | | |
|------|--------------|----------------|--|---|--------|--------|--------|-------|-------------|-----|
| | | | | 100% | 75-99% | 50-74% | 25-49% | 1-25% | Not started | |
| | | NIL | NIL | NA | NA | NA | NA | NA | | NIL |
| | | | | | | | | | | |
| | | | | | | | | | | |
| | | | | | | | | | | |
| | | | | | | | | | | |

Annexure-D

Physical Progress of Works under different Schemes/ Programmes/Projects across Departments- of Previous Years

| S.No | Admin. Dept. | Name of Scheme | Total Number of Works pending as on the last date of previous Financial Year | Number of Years delayed for completion - as on the last date of last Financial Year-Categorise works based on the delay in completion. | | | | | Progress of Pending works of previous Years pending as on the last date of last Financial Year-Categorise works based on the stage of physical progress | | | | | |
|------|--------------|----------------|--|--|---------------|--------------|-----|-------|---|--------|--------|--------|-------|-------------|
| | | | | Less than 1 Yr | >=1 to <3 Yrs | >=3 to <5Yrs | >=5 | Total | 100% | 75-99% | 50-74% | 25-49% | 1-25% | Not started |
| | | NIL | | | | | | NIL | NA | NA | NA | NA | NA | |
| | | | | | | | | | | | | | | |
| | | | | | | | | | | | | | | |
| | | | | | | | | | | | | | | |


 Chief Executive Officer
 Dibrugarh Electrical Circle
 APDCL, (UAR) Dibrugarh

Physical progress of works under different Scheme/Programmes/ Projects across Departments - of **Previous Year****Annexure-D**

| Sl no | Admin. Dept | Name of Scheme | Total number of works | Number of Years delayed for Completion as on the last | | | | Progress of Pending works of pervious years pending as on the last date of | | | | | | |
|-------|--------------------|-------------------------|-----------------------|---|--------------|--------------|-----|--|------|--------|--------|--------|-------|-------------|
| | | | | Less than 1 Yr | >=1 to <3Yrs | >=3 to <5Yrs | >=5 | Total | 100% | 75-99% | 50-74% | 25-49% | 1-25% | Not Started |
| 1 | Fishery Department | PMMSY | | | | | | | | | | | | |
| | | Hatchery | 1 | | 1 | | | 1 | 1 | | | | | |
| | | New Rearing | 99 | 2 | 1 | | | 3 | 96 | | 1 | 2 | | |
| | | New pond Construction | 72 | | 1 | | | 1 | 65 | | 6 | 1 | | |
| | | Inputs for fish farming | 72 | | 2 | | | 2 | | | | | | 72 |
| | | inputs for IFS | 49 | | 6 | | | 6 | | | | | | 49 |
| | | F.L. stocking | 3 | 1 | | | | 1 | | | | | | 3 |
| | | Pen Culture | 2 | 2 | | | | 2 | 2 | | | | | |
| | | Mini Feed Mill | 1 | 2 | | | | 2 | 1 | | | | | |
| | | Fish Kiosk | 1 | 1 | | | | 1 | | | 1 | | | |
| | | Livelihood | 1300 | 1 | | | | 1 | 1280 | | | | | 20 |

District Fishery Dev. Officer
Dibrugarh

Annexure- B

Annexure-B

B. Schemes for which no funds are received by the District/Council: For (Please visit <https://www.indiabudget.gov.in/index.php>-and concerned Ministry/Department website to know the list of Central schemes of current and years)

| S.No. | Administrative Department | Scheme name | Reasons | Remarks if any |
|-------|---|-------------|---------|----------------|
| 1 | A.H and veterinary Deptt., Dibrugarh | | | |
| | | | | |

ANNEXURE-A,B,C & D for the month of October, 2024 (in respect of Dibrugarh District)

(in Lakhs)

| Sl. No. | Admin. Dept | Name of Scheme(Implementation Agency) | PFMS Code & SLS Code | Category CS/CSS/State/EAP etc. | Opening Balance With CNA/SNA/Others- as applicable | | Opening Balance with the District/Council/Others- as applicable | | Allocation to district* (overall) | | Fund received (overall) | | Total funds available for Scheme (overall) | Funds utilised- till now Amount & (% in bracket) | | Amount for which Ucs are pending at the end of previous year | Utilisation Certificate submitted against total available funds for the current year | Remarks | |
|---------|---------------------------------------|--|---|--------------------------------|--|-------------|---|-------------|-----------------------------------|-------------|-------------------------|-------------|--|--|----------------|--|--|---------|--|
| | | | | | Central Share | State Share | Central share | State Share | Central Share | State Share | Central Share | State Share | | Central Share | State Share | | | | |
| 1 | School Education | Samagra Shiksha | AS 149 | CSS | | | | 9,102.44 | | | | 1,751.41 | 1,751.41 | | 1433.88 (82%) | | Yes | | |
| | | **SUMMERY OF MAJOR HEADWISE FUND UTILISATION DURING THE F/Y 2024-25 TILL NOW.SAMAGRAH SIKSHA : DIBRUGARH | | | | | | | | | | | | | | | | | |
| | | | Activity | Fund Received | Utilised | Balance | % of Expenditure | | | | | | | | | | | | |
| | | | School Grant | 235.45 | 218.08 | 17.37 | 93% | | | | | | | | | | | | |
| | | | Inclusive Education | 53.91 | 49.78 | 4.13 | 92% | | | | | | | | | | | | |
| | | | Nipun Bharat Mission (FLN) | 91.09 | 72.86 | 18.23 | 80% | | | | | | | | | | | | |
| | | | Civil Works | 477.66 | 371.26 | 106.40 | 78% | | | | | | | | | | | | |
| | | | Special Training | 106.60 | 85.82 | 20.78 | 81% | | | | | | | | | | | | |
| | | | Free Text Book | 7.96 | 1.19 | 6.77 | 15% | | | | | | | | | | | | |
| | | | Community Mobilisation | 38.70 | 33.44 | 5.26 | 86% | | | | | | | | | | | | |
| | | | Kasturba Gandhi Balika Vidyalaya (KGBVs) | 100.92 | 73.87 | 27.05 | 73% | | | | | | | | | | | | |
| | | | Early Childhood Care and Education (ECCE) | 20.15 | 15.79 | 4.36 | 78% | | | | | | | | | | | | |
| | | | Teacher Training | 5.30 | 4.81 | 0.49 | 91% | | | | | | | | | | | | |
| | | | Inovation | 22.66 | 10.78 | 11.88 | 48% | | | | | | | | | | | | |
| | | | ICT | 2.44 | 1.36 | 1.08 | 56% | | | | | | | | | | | | |
| | | | Youth & Eco Club | 61.44 | 56.46 | 4.98 | 92% | | | | | | | | | | | | |
| | | | Special Project for Equity | 12.28 | 10.07 | 2.21 | 82% | | | | | | | | | | | | |
| | | | Sports Grant | 119.25 | 109.23 | 10.02 | 92% | | | | | | | | | | | | |
| | Rani Laxmi Bai-Self Defence Programme | 70.05 | 0.06 | 69.99 | 0% | | | | | | | | | | | | | | |
| | Vocational Education | 8.40 | 7.66 | 0.74 | 91% | | | | | | | | | | | | | | |
| | Block & Cluster Resource Centre | 185.74 | 179.95 | 5.79 | 97% | | | | | | | | | | | | | | |

Annexure- B

Annexure-B

B. Schemes for which no funds are received by the District/Council: For (Please visit <https://www.indiabudget.gov.in/index.php>-and concerned

| S.No. | Administrative Department | Scheme name | Reasons | Remarks if any |
|-------|---------------------------|-------------|---------|----------------|
| 1 | | | | |
| | | | | |

MONTHLY PROGRESS REPORT FOR THE MONTH OF OCTOBER'2024
UNDER EASTERN ASSAM SOIL CONSERVATION DIVISION, DIBRUGARH.

| Name of Division | Year of A.A. | Name of Project & Location | Target | | Achievement | | Present status on progress (As on Oct'2024) | Remarks | |
|---|--------------|--|-----------------------|-----------|-----------------------|-----------|--|---------|--|
| | | | Physical Ha/No/Rm) | Financial | Physical Ha/No/Rm) | Financial | | | |
| 1 | 2 | 3 | 4 | 5 | 6 | 7 | 8 | 9 | |
| SOPD-G | | | | | | | | | |
| Eastern Assam S. C. Division, Dibrugarh. | 2023-24 | Construction of Channel Cutting at Balibatjan. | 2500 Rm | 10.00 | 100% | -Nil- | Completed | | |
| | | Construction of Drainage Channel at Ochijan. | 2700 Rm | 11.13 | 100% | -Nil- | Completed | | |
| | | Construction of Drainage Channel at Kapurduwa | 800 Rm | 3.30 | Nil | -Nil- | -Nil- | | |
| | RIDF | | | | | | | | |
| | 2023-24 | R.C.C. Water Distribution Project At Bebejia Pathar, RIDF-XXVIII | 852 Rm | 1.00 | -Nil- | -Nil- | 91% | | |


 Divisional Officer
 Eastern Assam S. C. Division,
 Dibrugarh.

**ABSTRACT FINANCIAL & PHYSICAL PROGRESS OF WDC-PMKSY 2.0 FOR THE MONTH OF OCTOBER'2024
IN DIBRUGARH DISTRICT**

Name of Project :- Dibrugarh-I (Bosagaon) WDC-PMKSY-2.0

(Rs in Lakh)

| SL NO | Head | TREATABLE AREA | PROJECT COST (Rs in Lakh) | FUND RECEIPT DURING 2023-24 | FUND EXPENDTURE AS ON OCTOBER,2024 | NO. OF WORKS UNDER TAKEN | PROGRESS OF WORKS | REMARKS |
|-------|-----------------------------------|----------------|---------------------------|-----------------------------|------------------------------------|------------------------------------|-------------------|------------------|
| 1 | 2 | 3 | 4 | 5 | 6 | 8 | 7 | 9 |
| 1 | NRM (Natural Resource Management) | 5000.00 | 1100.00 | 71.200 | 57.800 | Farm Pond -04 | 100% | Completed |
| | | | | | | Drainage Channel - 1 | 100% | |
| | | | | | | Mixed Horticulture Plantation -1 | 100% | |
| | | | | | | Field Bund with foot bridze -1 | 30% | Work in Progress |
| | | | | | | Sluce Gate -1 | 25% | |
| | | | | | | River Tarining Works -1 | 22% | |
| 2 | Production Sysytem | | | 59.8400 | 29.9200 | 136 Nos of Individula Beneficeries | 50% | |


 Project Manager
 Divisional Officer
 Dibrugarh WDC
 Dibrugarh District

Annexure-A

Monthly status of Fund receipt and utilisation of Dibrugarh District for the Month of October'2024

A. For Schemes : Funds received.

| Sl. No. | Admin. Dept. | Name of Scheme (+ Implementation Agency) | PFMS Code & SLS Code | Category CS/CSS/ State/ EPA etc. | Opening Balance With CAN/SNA/Others-as applicable | | Opening Balance With the District/ Council/ Others-as applicable | | Current Year Allocation to District | | Fund received in the current Year | | Total funds available for Scheme | Funds utilised till now Amount & (% in bracket) | | Amount for which Ucs are pending at the end of previous year | Utilisation Certificate submitted against total available funds for the current year | Amount for which Ucs are pending as on date | | Remarks |
|---------|---|--|----------------------|----------------------------------|---|-------------|--|-------------|-------------------------------------|-------------|-----------------------------------|-------------|----------------------------------|---|-------------|--|--|---|-----------------|---------|
| | | | | | Central Share | State Share | Central Share | State Share | Central Share | State Share | Central Share | State Share | | Central Share | State Share | | | Of Previous Year | Of Current Year | |
| 1 | 2 | 3 | 4 | 5 | 6 | 7 | 8 | 9 | 10 | 11 | 12 | 13 | 14 | 15 | 16 | 17 | 18 | 19 | 20 | 21 |
| 1 | Director of Soil Conservation Department, Guwahati. | WDC-PMKSY-2.0, Dibrugarh | Not available | CSS | NIL | NIL | 90.369 | 10.041 | 0.00000 | 0.00000 | 53.856 | 5.984 | 160.2500 | 76.9480 | 8.77200 | NIL | NIL | NIL | NIL | |

* Will be provided by the HOD/Concerned Agency. PFMS: Public Finance Management System; SLS : State Linked Scheme-State Code.

Annexure-B

B. Schemes for which no funds are received by the District/ Council: For

| Sl No | Administrative Department | Scheme Name | Reasons | Remarks if any |
|-------|---|-------------|---------|----------------|
| 1 | Director of Soil Conservation Department, Guwahati. | NIL | NIL | NIL |
| | | | | |

Annexure-C

Physical Progress of Works under different Schemes/Programmes/Projects across Departments-of Current Year

| Sl No | Admin Dept. | Name of Scheme | Number of Works sanctioned in the current Year | Progress of Current Year works/Services-Categorise number of works based on the stage of physical progress | | | | | | |
|-------|---|--------------------------|--|--|--------|--------|--------|-------|-------------|---------------------|
| | | | | 100% | 75-99% | 50-74% | 25-49% | 1-25% | Not started | |
| 1 | Director of Soil Conservation Department, Guwahati. | WDC-PMKSY-2.0, Dibrugarh | NRM Works - 9 Nos | | 81% | | | | | Work under progress |
| | | | Production System 136 Nos beneficiaries | | | 50% | | | | |
| | | | | | | | | | | |

Annexure-D

Physical Progress of Works under different Schemes/ Programmes/Projects across Departments- of Previous Years

| Sl No | Admin Dept. | Name of Scheme | Total Number of Works pending as on the last date of previous Financial Year | Number of Years delayed for completion - as on the last date of last Financial Year- Categorise works based on the delay in completion. | | | | | Progress of Pending works of previous Years pending as on the last date of last Financial Year- Categorise works based on the stage of physical progress | | | | | |
|-------|---|--------------------------|--|---|---------------|---------------|-----|-------|--|--------|--------|--------|-------|-------------|
| | | | | Less than 1 Yr | >=1 to <3 Yrs | >=3 to <5 Yrs | >=5 | Total | 100% | 75-99% | 50-74% | 25-49% | 1-25% | Not started |
| 1 | Director of Soil Conservation Department, Guwahati. | WDC-PMKSY-2.0, Dibrugarh | NIL | NIL | | | | | NIL | | | | | |


 Divisional Officer
 Eastern Assam Division,
 Dibrugarh.