

**MINUTES OF THE DISTRICT DEVELOPMENT COMMITTEE (DDC) MEETING DIBRUGARH DISTRICT FOR THE MONTH OF DECEMBER, 2023 HELD ON 20/12/2023 AT 2:00 PM**

**VENUE:** Conference Hall, DC's Office

**DATE:** 20<sup>th</sup> December ,2023 at 2.00 PM

The meeting was presided over by Shri Jitu Kumar Das, ACS, District Development Commissioner, Dibrugarh as the District Commissioner, Shri Bikram Kairi, IAS was preoccupied with some unavoidable assignment. At the very beginning he welcomed all the members present in the meeting.

Sl. No	Sector	Administrative Department	Scheme/ Project/ Programme	Decision/ Action to be taken	Agency responsible & Timeline																																	
1	Economic Development	Agriculture		<p>The District Agricultural Officer, Dibrugarh informed the following details on PM-Kisan scheme:</p> <table border="1"> <thead> <tr> <th colspan="3">Report on PM-KISAN, Dibrugarh District as on 19-12-2023</th> </tr> </thead> <tbody> <tr> <td>1</td> <td>Farm Family as per Census 2015-16</td> <td>1,11,006 Nos.</td> </tr> <tr> <td>2</td> <td>Farmer Registered in Portal</td> <td>69,036 Nos.</td> </tr> <tr> <td>3</td> <td>Eligible On Portal</td> <td>60,069 Nos.</td> </tr> <tr> <td>4</td> <td>Saturation (%)</td> <td>54%</td> </tr> <tr> <td>5</td> <td>e-KYC Completed</td> <td>47,570 Nos.</td> </tr> <tr> <td>6</td> <td>e-KYC Pending</td> <td>12,499 Nos.</td> </tr> <tr> <td>7</td> <td>ABPS Pending</td> <td>3,082 Nos.</td> </tr> <tr> <td>8</td> <td>Land Records Uploaded</td> <td>100%</td> </tr> <tr> <td>9</td> <td>Aadhar Authenticated With land seeding and PFMS Accepted &amp; e-KYC Done</td> <td>43,767 Nos.</td> </tr> <tr> <td>10</td> <td>Self-Registered Beneficiaries (Online Application Received)</td> <td>13,220 Nos.</td> </tr> </tbody> </table> <p>The District Agricultural Officer, Dibrugarh presented the following information on National Mission on Edible Oil - Oil Palm scheme as on 19-12-2023:</p>	Report on PM-KISAN, Dibrugarh District as on 19-12-2023			1	Farm Family as per Census 2015-16	1,11,006 Nos.	2	Farmer Registered in Portal	69,036 Nos.	3	Eligible On Portal	60,069 Nos.	4	Saturation (%)	54%	5	e-KYC Completed	47,570 Nos.	6	e-KYC Pending	12,499 Nos.	7	ABPS Pending	3,082 Nos.	8	Land Records Uploaded	100%	9	Aadhar Authenticated With land seeding and PFMS Accepted & e-KYC Done	43,767 Nos.	10	Self-Registered Beneficiaries (Online Application Received)	13,220 Nos.	District Agricultural Officer
Report on PM-KISAN, Dibrugarh District as on 19-12-2023																																						
1	Farm Family as per Census 2015-16	1,11,006 Nos.																																				
2	Farmer Registered in Portal	69,036 Nos.																																				
3	Eligible On Portal	60,069 Nos.																																				
4	Saturation (%)	54%																																				
5	e-KYC Completed	47,570 Nos.																																				
6	e-KYC Pending	12,499 Nos.																																				
7	ABPS Pending	3,082 Nos.																																				
8	Land Records Uploaded	100%																																				
9	Aadhar Authenticated With land seeding and PFMS Accepted & e-KYC Done	43,767 Nos.																																				
10	Self-Registered Beneficiaries (Online Application Received)	13,220 Nos.																																				

Economic Development	Agriculture		<table border="1"> <tr> <th data-bbox="699 264 767 360">Sl. No.</th> <th data-bbox="767 264 1230 360">Particulars</th> <th data-bbox="1230 264 1350 360">Units</th> </tr> <tr> <td data-bbox="699 360 767 472">1</td> <td data-bbox="767 360 1230 472">Area Targeted in Dibrugarh District</td> <td data-bbox="1230 360 1350 472">80 Ha</td> </tr> <tr> <td data-bbox="699 472 767 577">2</td> <td data-bbox="767 472 1230 577">Beneficiary Selected till date</td> <td data-bbox="1230 472 1350 577">105 Nos.</td> </tr> <tr> <td data-bbox="699 577 767 674">3</td> <td data-bbox="767 577 1230 674">Land area to be covered</td> <td data-bbox="1230 577 1350 674">41.5 Ha</td> </tr> <tr> <td data-bbox="699 674 767 779">4</td> <td data-bbox="767 674 1230 779">Plantation Done Till Date</td> <td data-bbox="1230 674 1350 779">8.878 Ha</td> </tr> <tr> <td data-bbox="699 779 767 920">5</td> <td data-bbox="767 779 1230 920">Numbers of selected farmers who have done oil palm plantation which covers an area 8.878 Ha</td> <td data-bbox="1230 779 1350 920">29 Nos.</td> </tr> </table> <p data-bbox="699 992 1350 1070">The District Agricultural Officer, Dibrugarh presented the status Report on KCC as on 20-12-2023</p> <table border="1"> <tr> <td colspan="5" data-bbox="699 1099 1350 1205">Month: November, 2023</td> </tr> <tr> <th data-bbox="699 1211 842 1518">Number of KCC Applications submitted to the banks during November, 2023</th> <th data-bbox="842 1211 991 1518">Number of KCC Received by Farmers during November, 2023</th> <th data-bbox="991 1211 1107 1518">Total Amount of KCC during November, 2023 (Lakhs)</th> <th colspan="2" data-bbox="1107 1211 1350 1391">Cumulative Total (April, 2023 to November, 2023)</th> </tr> <tr> <td data-bbox="699 1391 842 1518"></td> <td data-bbox="842 1391 991 1518"></td> <td data-bbox="991 1391 1107 1518"></td> <th data-bbox="1107 1391 1230 1518">KCC Received (Nos.)</th> <th data-bbox="1230 1391 1350 1518">Amount of KCC (Lakhs)</th> </tr> <tr> <td data-bbox="699 1518 842 1624">76</td> <td data-bbox="842 1518 991 1624">45</td> <td data-bbox="991 1518 1107 1624">23.35</td> <td data-bbox="1107 1518 1230 1624">796</td> <td data-bbox="1230 1518 1350 1624">515.48</td> </tr> </table> <p data-bbox="699 1693 1350 1809">The District Agricultural Officer, Dibrugarh presented the Report on Paddy Procurement as on 20-12-2023</p> <p data-bbox="699 1845 1350 2007">Government Target (2022-23) : 6000 MT  Achievement till date : 24.04 MT  Achievement percentage till date : 0.40%  Total numbers of Farmer registered: 55 Nos.</p>	Sl. No.	Particulars	Units	1	Area Targeted in Dibrugarh District	80 Ha	2	Beneficiary Selected till date	105 Nos.	3	Land area to be covered	41.5 Ha	4	Plantation Done Till Date	8.878 Ha	5	Numbers of selected farmers who have done oil palm plantation which covers an area 8.878 Ha	29 Nos.	Month: November, 2023					Number of KCC Applications submitted to the banks during November, 2023	Number of KCC Received by Farmers during November, 2023	Total Amount of KCC during November, 2023 (Lakhs)	Cumulative Total (April, 2023 to November, 2023)					KCC Received (Nos.)	Amount of KCC (Lakhs)	76	45	23.35	796	515.48	District Agricultural Officer
Sl. No.	Particulars	Units																																								
1	Area Targeted in Dibrugarh District	80 Ha																																								
2	Beneficiary Selected till date	105 Nos.																																								
3	Land area to be covered	41.5 Ha																																								
4	Plantation Done Till Date	8.878 Ha																																								
5	Numbers of selected farmers who have done oil palm plantation which covers an area 8.878 Ha	29 Nos.																																								
Month: November, 2023																																										
Number of KCC Applications submitted to the banks during November, 2023	Number of KCC Received by Farmers during November, 2023	Total Amount of KCC during November, 2023 (Lakhs)	Cumulative Total (April, 2023 to November, 2023)																																							
			KCC Received (Nos.)	Amount of KCC (Lakhs)																																						
76	45	23.35	796	515.48																																						

	Economic Development	Agriculture		<p>Total nos. of FC issued : 40 Nos.  Total ADO circle : 15 Nos.  Total numbers of PPCs : 03 Nos.  Name of PPCs: Chaulkhowa, Tengakhat &amp; Sepon  The District Development Commissioner, Dibrugarh directed District Agricultural Officer, Dibrugarh to give effort to achieve the target of paddy procurement.</p>	District Agricultural Officer
2	Economic Development	Agricultural Engineering		<p>Regarding installation of STW (Diesel/Electrical/Solar) Ph II, the Assistant Executive Engineer, Agricultural Engineering Department, Dibrugarh informed that 91 nos. of STW (84 Diesel, 07 Solar) commissioning have been going on.</p> <p>The District Development Commissioner, Dibrugarh asked Assistant Executive Engineer, Agricultural Engineering Department to converge with Soil Conservation Department for similar kind of projects.</p> <p>Assistant Executive Engineer, Agricultural Engineering Department, Dibrugarh informed that the following works have been going on:</p> <ul style="list-style-type: none"> <li>▪ Construction of Knowledge Centre with training hall under RIDF – XXVII at Panitola Dev. Block, Panitola, Dibrugarh (Contract amount Rs. 82,70,240.37)</li> <li>▪ Construction of Knowledge Centre with training hall under RIDF – XXVII at Barbaruah Dev. Block Campus, Dibrugarh (Contract amount Rs. 75,45,500.00)</li> <li>▪ Construction of Knowledge Centre with training hall under RIDF – XXV at Moran Seed Farm Campus, Moran (Contract amount Rs. 72,04,487.74)</li> </ul>	Assistant Executive Engineer, Agricultural Engineering
3	Economic Development	Animal Husbandry and Veterinary Department		<p>The District Veterinary Officer, Dibrugarh informed the following details:</p> <ul style="list-style-type: none"> <li>• Artificial Insemination done during the month of November, 2023 – 785 nos.</li> </ul>	District Veterinary Officer

	Economic Development	Animal Husbandry and Veterinary Department	<ul style="list-style-type: none"> <li>Artificial Insemination done by Conventional Semen during the month of November, 2023-402 nos.</li> <li>Artificial insemination done by sex sorted semen during the month of November, 2023- 383 nos.</li> <li>Calf Born during the month of November, 2023 – 251nos.</li> </ul> <p>The District Veterinary Officer, Dibrugarh presented the following details on treatment/castration vaccination for the month of October, 2023:</p> <p><b><u>Nos. Of Cases Treated</u></b>  Cattle -2276  Buffalo – 193  Pig– 1870  Poultry – 2414  Goat – 1577  Total - 8340</p> <p><b><u>Nos. Of Castration Done</u></b>  Bull –603  Pig- 888  Goat – 828  Total -2319</p> <p><b><u>Nos. Of Animal Vaccinated During</u></b>  RD/DP- 2250  ARV- 1048  Total – 3298</p> <p>The District Veterinary Officer, Dibrugarh presented the status report on vaccination:</p> <table border="1" data-bbox="699 1599 1350 2033"> <thead> <tr> <th>Vaccine</th> <th>Targeted Population</th> <th>Vaccination doses utilized till date</th> </tr> </thead> <tbody> <tr> <td>FMD (Round-3)</td> <td>223812</td> <td>162973</td> </tr> <tr> <td>Brucella (Round-2)</td> <td>20874</td> <td>6681</td> </tr> <tr> <td>Anti-Rabies Vaccine</td> <td>2500</td> <td>2462</td> </tr> </tbody> </table>	Vaccine	Targeted Population	Vaccination doses utilized till date	FMD (Round-3)	223812	162973	Brucella (Round-2)	20874	6681	Anti-Rabies Vaccine	2500	2462	District Veterinary Officer
Vaccine	Targeted Population	Vaccination doses utilized till date														
FMD (Round-3)	223812	162973														
Brucella (Round-2)	20874	6681														
Anti-Rabies Vaccine	2500	2462														

	Economic Development	Animal Husbandry and Veterinary Department		<p>Regarding Kisan Credit Card (KCC) the District Veterinary Officer, Dibrugarh informed the following:</p> <ul style="list-style-type: none"> <li>• Total application accepted &amp; send to Bank -<b>1029 Nos.</b></li> <li>• Total application sanctioned by Bank-<b>205 Nos.</b></li> <li>• Total application Rejected-<b>350 Nos.</b></li> <li>• Application pending at Bank-<b>474 Nos.</b></li> </ul> <p>The District Veterinary Officer, Dibrugarh informed that 573 Nos of forms have been distributed during Viksit Bharat Sankalp Yatra till 19-12-2023.</p>	District Veterinary Officer
4	Economic Development	Fishery Department		<p>The District Fishery Development Officer, Dibrugarh informed that the procurement process has been under process for 9 nos. of three wheelers under Rural Infrastructure Development Fund (RIDF XXVI).</p> <p>The District Fishery Development Officer, Dibrugarh informed that procurement of machineries has been ongoing for Feed Mill at Joypur, Naharkatia.</p>	District Fishery Development Officer
5	Economic Development	Handloom and Textile Department		<p>The Assistant Director, Handloom &amp; Textile Department, Dibrugarh informed the following details:</p> <ul style="list-style-type: none"> <li>• The total of 21569 nos. of wavers registered in Dibrugarh district under SWANIRBHAR NAARI portal.</li> <li>• The procurement process of benchmark Handloom products, which initially started for 30 days from 01/12/2023 onwards till 31/12/2023.</li> <li>• The procure 16 benchmark Handloom products at prefixed price would be sold through AGMC, ARTFED.</li> </ul>	Assistant Director, Handloom and Textile

	Economic Development	Handloom and Textile Department		<ul style="list-style-type: none"> <li>Total 3288 Pcs. of benchmark Handloom items amounting of Rs. 10,11,375/- procured at Dibrugarh district till date.</li> </ul> <p>The District Development Commissioner, Dibrugarh asked the Assistant Director, Handloom &amp; Textile Department, Dibrugarh to promote awareness for handloom in villages and also to give exposures related to production of handloom items to village women's.</p>	Assistant Director, Handloom and Textile																		
6	Economic Development	Sericulture		The Assistant Director, Sericulture Dibrugarh informed that <b>109520</b> Kg of Eri Cut Cocoon, 1723 Kg. of Muga Raw Silk and 444 Kg. of Mulberry Raw Silk have been produced for the month of October, 2023.	Assistant Director, Sericulture																		
7	Economic Development	Industries and Commerce Department		<p>The Assistant Manager, District Industries and Commerce Department, Dibrugarh presented the following details on PM Vishwakarma Scheme 2023 of Dibrugarh District</p> <ul style="list-style-type: none"> <li>Registration process of Artisans of Dibrugarh District Starts from- <b>7<sup>th</sup> November,2023</b></li> <li>Total Number of Artisans on boarded as on 15<sup>th</sup> December: <b>-5029</b></li> <li>Total Number of Gaon Panchayat on boarded till date: <b>-47 GP</b></li> <li>Total Number of Gaon Panchayat approved: <b>- 21</b></li> </ul> <p><b>Status of ZED Certifications in Dibrugarh District (Total Number)</b></p> <table border="1"> <thead> <tr> <th>Sl No.</th> <th>Category</th> <th>Total Unit Registered</th> </tr> </thead> <tbody> <tr> <td>1</td> <td>Gold</td> <td>1</td> </tr> <tr> <td>2</td> <td>Silver</td> <td>0</td> </tr> <tr> <td>3</td> <td>Bronze</td> <td>27</td> </tr> </tbody> </table> <p>The Assistant Manager, District Industries and Commerce Department, Dibrugarh presented the following proposed Mini/Micro Industrial Estate:</p> <table border="1"> <thead> <tr> <th>LOCATION</th> <th>AREA IN BIGHA</th> <th>REMARKS IF ANY</th> </tr> </thead> <tbody> <tr> <td></td> <td></td> <td></td> </tr> </tbody> </table>	Sl No.	Category	Total Unit Registered	1	Gold	1	2	Silver	0	3	Bronze	27	LOCATION	AREA IN BIGHA	REMARKS IF ANY				General Manager, District Industries and Commerce
Sl No.	Category	Total Unit Registered																					
1	Gold	1																					
2	Silver	0																					
3	Bronze	27																					
LOCATION	AREA IN BIGHA	REMARKS IF ANY																					

	Economic Development	Industries and Commerce Department		<table border="1"> <tr> <td data-bbox="694 192 895 365">2 No. Sapkait Village, Tingkhong</td> <td data-bbox="895 192 1082 365">80 Bigha (50 Bigha Govt. Land, 30 Bigha Pvt. Land)</td> <td data-bbox="1082 192 1351 365">1. 50 Bigha Land aquired and handed over to AIDC. 2. Remaining 30 Bigha under Process</td> </tr> <tr> <td data-bbox="694 365 895 470">Mancota Khonikar, Kacharbari Gaon</td> <td data-bbox="895 365 1082 470">10 Bigha</td> <td data-bbox="1082 365 1351 470">1. Under possession of CRPF, Report send to Govt.</td> </tr> <tr> <td data-bbox="694 470 895 575">Sajaan Gaon, Near Bogibeel Bridge</td> <td data-bbox="895 470 1082 575">100 Bigha</td> <td data-bbox="1082 470 1351 575">Aquired and handed over to AIDC.</td> </tr> <tr> <td data-bbox="694 575 895 680">TCPC, Chabua</td> <td data-bbox="895 575 1082 680">1 Bigha</td> <td data-bbox="1082 575 1351 680">1. Report send to Govt. for conversion to IE</td> </tr> <tr> <td data-bbox="694 680 895 817">Kabir Tea Industry Near Siksha Valley School, Khanikar,</td> <td data-bbox="895 680 1082 817">90 Bigha (approximately)</td> <td data-bbox="1082 680 1351 817">1. It is under process to be purchased by AIDC</td> </tr> </table> <p data-bbox="694 857 1351 969">The General Manager, District Industries and Commerce Department, Dibrugarh informed the following details on Udyam Registration:</p> <table border="1" data-bbox="694 969 1334 1279"> <thead> <tr> <th data-bbox="694 969 791 1052">Sl. No</th> <th data-bbox="791 969 1161 1052">Years</th> <th data-bbox="1161 969 1334 1052">No of Registration</th> </tr> </thead> <tbody> <tr> <td data-bbox="694 1052 791 1099">1</td> <td data-bbox="791 1052 1161 1099">2020-21</td> <td data-bbox="1161 1052 1334 1099">789</td> </tr> <tr> <td data-bbox="694 1099 791 1146">2</td> <td data-bbox="791 1099 1161 1146">2021-22</td> <td data-bbox="1161 1099 1334 1146">3734</td> </tr> <tr> <td data-bbox="694 1146 791 1193">3</td> <td data-bbox="791 1146 1161 1193">2022-23</td> <td data-bbox="1161 1146 1334 1193">4350</td> </tr> <tr> <td data-bbox="694 1193 791 1279">4</td> <td data-bbox="791 1193 1161 1279">2023-24 (Till the month of November)</td> <td data-bbox="1161 1193 1334 1279">4782</td> </tr> </tbody> </table>	2 No. Sapkait Village, Tingkhong	80 Bigha (50 Bigha Govt. Land, 30 Bigha Pvt. Land)	1. 50 Bigha Land aquired and handed over to AIDC. 2. Remaining 30 Bigha under Process	Mancota Khonikar, Kacharbari Gaon	10 Bigha	1. Under possession of CRPF, Report send to Govt.	Sajaan Gaon, Near Bogibeel Bridge	100 Bigha	Aquired and handed over to AIDC.	TCPC, Chabua	1 Bigha	1. Report send to Govt. for conversion to IE	Kabir Tea Industry Near Siksha Valley School, Khanikar,	90 Bigha (approximately)	1. It is under process to be purchased by AIDC	Sl. No	Years	No of Registration	1	2020-21	789	2	2021-22	3734	3	2022-23	4350	4	2023-24 (Till the month of November)	4782	General Manager, District Industries and Commerce
2 No. Sapkait Village, Tingkhong	80 Bigha (50 Bigha Govt. Land, 30 Bigha Pvt. Land)	1. 50 Bigha Land aquired and handed over to AIDC. 2. Remaining 30 Bigha under Process																																	
Mancota Khonikar, Kacharbari Gaon	10 Bigha	1. Under possession of CRPF, Report send to Govt.																																	
Sajaan Gaon, Near Bogibeel Bridge	100 Bigha	Aquired and handed over to AIDC.																																	
TCPC, Chabua	1 Bigha	1. Report send to Govt. for conversion to IE																																	
Kabir Tea Industry Near Siksha Valley School, Khanikar,	90 Bigha (approximately)	1. It is under process to be purchased by AIDC																																	
Sl. No	Years	No of Registration																																	
1	2020-21	789																																	
2	2021-22	3734																																	
3	2022-23	4350																																	
4	2023-24 (Till the month of November)	4782																																	
8	Economic Development	Soil Conservation		The Divisional Officer, Soil Conservation Dibrugarh informed that the works have been started for the scheme “R.C.C. Water Distribution Project at Bebejia Pathar”, under RIDF-XXVIII and would be completed by January, 2024. The District Development Commissioner, Dibrugarh asked for timely completion of the ongoing schemes.	Divisional Officer, Soil Conservation																														
9	Infrastructure	Irrigation Department		The Executive Engineer, Irrigation (Dibrugarh-Lahowal-Chabua Division) informed that both the scheme under RIDF(NABARD)-XXVIII for the year 2022-23 at Chabua LAC (i) scheme Chetia Pather Solar Powered MDTW I/S (1 points) and (ii) Changmai Pathar Gaon Solar Powered MDTW been ongoing with 40% and 45% of physical	Executive Engineer, Irrigation																														

	Infrastructure	Irrigation Department	<p>progress till date and would be completed by January, 2024.</p> <p>The Executive Engineer, Irrigation (Naharkatia and Duliajan Division) informed the following details:</p> <ol style="list-style-type: none"> <li>I. 'LIS from Mirikabeel at Mathaoni Gaon under SOPD for the year 2022-23 (01point)' would be completed by January 15, 2024.</li> <li>II. 'Construction of MDTW Solar Irrigation Scheme at 2No. Mohmari Gaon under SOPD-G for the year 2022-23' have been ongoing at present.</li> <li>III. Telpani MDTW solar Irrigation Scheme under Tengakhat Block (3 points) Under NABARD XXIX for the year 2023-24' have been ongoing at present.</li> <li>IV. Solar Powered MDTW I/S at Gatang Gaon (3 points) at Naharkatia LC under RIDF-XXIX (NABARD) for the year 2023-24 have been ongoing at present.</li> </ol> <p>The Executive Engineer, Irrigation (Moran-Tingkhong Division) informed that 6 nos. of schemes ongoing at present:</p> <ol style="list-style-type: none"> <li>I. MDTW Points at Demow Kinar Gohain Gaon and Kuch Gaon (3 Points) under RIDF-XXVIII (NABARD) for the year 2022-23 with 60% of physical progress so far.</li> <li>II. (LIS from river Demow at 2 No Bezgaon area (2 Points) under SOPD for the year 2022-23 with 62% of physical progress.</li> <li>III. Works have been going on for newly sanctioned scheme 3 (Three) MDTW Scheme at Moran LAC under RIDF-XXIX(NABARD) for the year 2023-24.</li> <li>IV. "Solar Powered MDTW Irrigation Scheme at Hologuri Tipomia GP for the year 2022-23" have been ongoing with 38% physical progress.</li> </ol>	Executive Engineer, Irrigation
--	----------------	-----------------------	---	--------------------------------



				<p>V. MDTW I/S (10 Points) at Na-Khat Sonowal Gaon &amp; Changmai Gaon under SOPD for the year 2022-23 have been ongoing with 40% physical progress</p> <p>VI. Works have been going on for newly sanctioned scheme 3 (Three) MDTW Scheme at Moran LAC under RIDF-XXIX(NABARD) for the year 2023-24.</p> <p>The Development Commissioner, Dibrugarh directed all the Executive Engineers, Irrigation Department to complete all ongoing scheme within targeted time line.</p>																																																																																		
	Infrastructure	Assam Power Distribution Company Limited		<p>The Chief Executive Officer, APDCL Dibrugarh informed the Block wise proposal for left-out un-electrified households under SOPD scheme for Dibrugarh District:</p> <table border="1"> <thead> <tr> <th>Name of Block</th> <th>Nos. of Village</th> <th>Nos. of Habitation</th> <th>11 kV Line in (Ckm)</th> <th>3-Ph ABC in (Ckm)</th> <th>1-Ph ABC in (Ckm)</th> <th>63 KVA in (Nos.)</th> <th>25 KVA in (Nos.)</th> <th>HH in (Nos.)</th> </tr> </thead> <tbody> <tr> <td>Barbaruah</td> <td>48</td> <td>74</td> <td>2.900</td> <td>10.740</td> <td>15.750</td> <td>3</td> <td>3</td> <td>677</td> </tr> <tr> <td>Joypur</td> <td>60</td> <td>84</td> <td>3.600</td> <td>12.400</td> <td>34.625</td> <td>3</td> <td>10</td> <td>1640</td> </tr> <tr> <td>Khowang</td> <td>8</td> <td>8</td> <td>0.300</td> <td>0.500</td> <td>3.300</td> <td>0</td> <td>2</td> <td>38</td> </tr> <tr> <td>Lahoal</td> <td>45</td> <td>51</td> <td>2.900</td> <td>3.550</td> <td>13.900</td> <td>1</td> <td>8</td> <td>991</td> </tr> <tr> <td>Panitola</td> <td>27</td> <td>48</td> <td>4.000</td> <td>1.500</td> <td>9.300</td> <td>1</td> <td>2</td> <td>600</td> </tr> <tr> <td>Tengakhat</td> <td>56</td> <td>89</td> <td>8.510</td> <td>16.140</td> <td>46.110</td> <td>17</td> <td>14</td> <td>1210</td> </tr> <tr> <td>Tingkhong</td> <td>39</td> <td>48</td> <td>1.700</td> <td>1.200</td> <td>14.100</td> <td>1</td> <td>2</td> <td>442</td> </tr> <tr> <td><b>TOTAL</b></td> <td><b>283</b></td> <td><b>402</b></td> <td><b>23.910</b></td> <td><b>46.030</b></td> <td><b>137.085</b></td> <td><b>26</b></td> <td><b>41</b></td> <td><b>5598</b></td> </tr> </tbody> </table>	Name of Block	Nos. of Village	Nos. of Habitation	11 kV Line in (Ckm)	3-Ph ABC in (Ckm)	1-Ph ABC in (Ckm)	63 KVA in (Nos.)	25 KVA in (Nos.)	HH in (Nos.)	Barbaruah	48	74	2.900	10.740	15.750	3	3	677	Joypur	60	84	3.600	12.400	34.625	3	10	1640	Khowang	8	8	0.300	0.500	3.300	0	2	38	Lahoal	45	51	2.900	3.550	13.900	1	8	991	Panitola	27	48	4.000	1.500	9.300	1	2	600	Tengakhat	56	89	8.510	16.140	46.110	17	14	1210	Tingkhong	39	48	1.700	1.200	14.100	1	2	442	<b>TOTAL</b>	<b>283</b>	<b>402</b>	<b>23.910</b>	<b>46.030</b>	<b>137.085</b>	<b>26</b>	<b>41</b>	<b>5598</b>	Chief Executive Officer, APDCL
Name of Block	Nos. of Village	Nos. of Habitation	11 kV Line in (Ckm)	3-Ph ABC in (Ckm)	1-Ph ABC in (Ckm)	63 KVA in (Nos.)	25 KVA in (Nos.)	HH in (Nos.)																																																																														
Barbaruah	48	74	2.900	10.740	15.750	3	3	677																																																																														
Joypur	60	84	3.600	12.400	34.625	3	10	1640																																																																														
Khowang	8	8	0.300	0.500	3.300	0	2	38																																																																														
Lahoal	45	51	2.900	3.550	13.900	1	8	991																																																																														
Panitola	27	48	4.000	1.500	9.300	1	2	600																																																																														
Tengakhat	56	89	8.510	16.140	46.110	17	14	1210																																																																														
Tingkhong	39	48	1.700	1.200	14.100	1	2	442																																																																														
<b>TOTAL</b>	<b>283</b>	<b>402</b>	<b>23.910</b>	<b>46.030</b>	<b>137.085</b>	<b>26</b>	<b>41</b>	<b>5598</b>																																																																														
10	Infrastructure	Public Health Engineering		<p>The Executive Engineer, Public Health Engineering Department, Dibrugarh informed the following:</p> <ul style="list-style-type: none"> <li>Total No. of Rural Households in the District = 2,80,873 nos. (MIS)</li> <li>Total No. of HHs provided with FHTC as on date = 1,76,191 (62.73%)</li> </ul>	Executive Engineer, Public Health Engineering																																																																																	

	Infrastructure	Public Health Engineering	<ul style="list-style-type: none"> <li>FHTC Target of the year 2023-24 = 1,26,396 nos.</li> <li>FHTC Provided during the year 2023-24 = 66,090 nos. (52.29%)</li> <li>Total T.E Households = 55,862 nos.</li> <li>T.E households covered with FHTC = 49,615 nos. (88.82%)</li> </ul> <p>The Executive Engineer, Public Health Engineering Department, Dibrugarh presented the following information:</p> <table border="1" data-bbox="695 719 1353 1258"> <thead> <tr> <th>Year (2023-24)</th> <th>Q 1</th> <th>Q 2</th> <th>Q 3</th> <th>Q 4</th> <th>Total FHTC Target</th> </tr> </thead> <tbody> <tr> <td><b>FHTCs Planned</b></td> <td>20,827 (21,000)</td> <td>24,923 (28,000)</td> <td>31,480</td> <td>49,166</td> <td>1,26,396</td> </tr> <tr> <td><b>FHTCs Achieved</b></td> <td>20,827</td> <td>24,923</td> <td>20,340</td> <td>0</td> <td>66,090</td> </tr> </tbody> </table> <p><b>Status of Handing over, Jal Mitra Engagement PWSS</b></p> <ul style="list-style-type: none"> <li>No. of Completed Scheme – 341</li> <li>No. of WUC Formed (CLF/ ISA/ PHED - 1178</li> <li>No. of Bank A/C Opened for WUC -961</li> <li>No. of Schms Handed over to the WUC/ GP -247</li> <li>JM selected -812</li> <li>JM Trained -429</li> <li>JM Engaged -230</li> <li>Remuneration to JM -236</li> </ul> <p>Regarding the status of SBM – G (PH-II), the Executive Engineer, Public Health Engineering</p>	Year (2023-24)	Q 1	Q 2	Q 3	Q 4	Total FHTC Target	<b>FHTCs Planned</b>	20,827 (21,000)	24,923 (28,000)	31,480	49,166	1,26,396	<b>FHTCs Achieved</b>	20,827	24,923	20,340	0	66,090	Executive Engineer, Public Health Engineering
Year (2023-24)	Q 1	Q 2	Q 3	Q 4	Total FHTC Target																	
<b>FHTCs Planned</b>	20,827 (21,000)	24,923 (28,000)	31,480	49,166	1,26,396																	
<b>FHTCs Achieved</b>	20,827	24,923	20,340	0	66,090																	

	Infrastructure	Public Health Engineering		<p>Department, Dibrugarh informed the following details:</p> <table border="1"> <thead> <tr> <th rowspan="2">Sl No</th> <th rowspan="2">Category</th> <th rowspan="2">Target (2023-24)</th> <th colspan="3">Progress</th> <th rowspan="2">Remarks</th> </tr> <tr> <th>Completed</th> <th>Ongoing</th> <th>Not Yet Started</th> </tr> </thead> <tbody> <tr> <td rowspan="2">1</td> <td>IHHL</td> <td>5,328</td> <td>5,328</td> <td>0</td> <td>0</td> <td>Total 1,52,965 IHHLs constructed</td> </tr> <tr> <td>IHHL (Online)</td> <td>70,653</td> <td>0</td> <td>37</td> <td>1778</td> <td>PFMS Mapping – 1815</td> </tr> <tr> <td rowspan="2">2</td> <td>CMSC (P&amp;RD)</td> <td>95</td> <td>53</td> <td>41</td> <td>0</td> <td>Dec/23</td> </tr> <tr> <td>CMSC (PHE)</td> <td>179</td> <td>179</td> <td>0</td> <td>0</td> <td>-</td> </tr> <tr> <td rowspan="2">3</td> <td>SWM (CMCF) (P&amp;RD)</td> <td>93</td> <td>84</td> <td>9</td> <td>0</td> <td>Dec/23</td> </tr> <tr> <td>SWM (MMCF) (P&amp;RD)</td> <td>824</td> <td>710</td> <td>114</td> <td>0</td> <td>Dec/23</td> </tr> <tr> <td>4</td> <td>BPWMU</td> <td>5</td> <td>5</td> <td>0</td> <td>0</td> <td>-</td> </tr> <tr> <td rowspan="2">5</td> <td>LWM - Soak Pit (SUJALA M-1 &amp; 2)</td> <td>130</td> <td>130</td> <td>0</td> <td>0</td> <td>-</td> </tr> <tr> <td>LWM (P&amp;RD)</td> <td>928</td> <td>709</td> <td>219</td> <td>0</td> <td>Dec/23</td> </tr> <tr> <td>6</td> <td>GOBERD HAN</td> <td>8</td> <td>0</td> <td>0</td> <td>8</td> <td>New Empanelment Agency not finalized by the State (previous Bio Urja Agency cancelled)</td> </tr> </tbody> </table>	Sl No	Category	Target (2023-24)	Progress			Remarks	Completed	Ongoing	Not Yet Started	1	IHHL	5,328	5,328	0	0	Total 1,52,965 IHHLs constructed	IHHL (Online)	70,653	0	37	1778	PFMS Mapping – 1815	2	CMSC (P&RD)	95	53	41	0	Dec/23	CMSC (PHE)	179	179	0	0	-	3	SWM (CMCF) (P&RD)	93	84	9	0	Dec/23	SWM (MMCF) (P&RD)	824	710	114	0	Dec/23	4	BPWMU	5	5	0	0	-	5	LWM - Soak Pit (SUJALA M-1 & 2)	130	130	0	0	-	LWM (P&RD)	928	709	219	0	Dec/23	6	GOBERD HAN	8	0	0	8	New Empanelment Agency not finalized by the State (previous Bio Urja Agency cancelled)	Executive Engineer, Public Health Engineering
Sl No	Category	Target (2023-24)	Progress					Remarks																																																																									
			Completed	Ongoing	Not Yet Started																																																																												
1	IHHL	5,328	5,328	0	0	Total 1,52,965 IHHLs constructed																																																																											
	IHHL (Online)	70,653	0	37	1778	PFMS Mapping – 1815																																																																											
2	CMSC (P&RD)	95	53	41	0	Dec/23																																																																											
	CMSC (PHE)	179	179	0	0	-																																																																											
3	SWM (CMCF) (P&RD)	93	84	9	0	Dec/23																																																																											
	SWM (MMCF) (P&RD)	824	710	114	0	Dec/23																																																																											
4	BPWMU	5	5	0	0	-																																																																											
5	LWM - Soak Pit (SUJALA M-1 & 2)	130	130	0	0	-																																																																											
	LWM (P&RD)	928	709	219	0	Dec/23																																																																											
6	GOBERD HAN	8	0	0	8	New Empanelment Agency not finalized by the State (previous Bio Urja Agency cancelled)																																																																											
11	Infrastructure	Public Works Department (Roads) (DCLKT)		<p>The Executive Engineer, Public Works Department (Roads) (DCLKT) submitted the following details regarding works proposed as per Cabinet Meeting held on 30.01.2023:</p> <ul style="list-style-type: none"> <li>The scheme Construction of 14.20 km long, two lane Sessa-Itakhuli Road (Lezai</li> </ul>	Executive Engineer, Public Works Department (Roads)																																																																												

	Infrastructure	Public Works Department (Roads) (DCLKT)		<p>Kolakhowa Road) including ROB at Rly Level Crossing No.MD/3 at Moran LAC has been considered under Asom Mala 2.0</p> <ul style="list-style-type: none"> <li>▪ Work in process for the scheme Blacktopping of Aghonibari-Khowang connecting, 24.92 km Road on embankment at Tingkhong LAC.</li> <li>▪ DPR under preparation for the scheme Construction of Flyover at Amolapatty Railway Level Crossing No.DD-2 (including Amolapatty junction point) for 1.22 km at Dibrugarh, Construction of Flyover at Mancotta Railway Level Crossing No.CS-4 for 1.15 km at Lahowal and Construction of Flyover at Lahowal Railway Level Crossing No.DD-21 for 1.23 km at Lahowal but GAD yet to be approved by Railway and NOC for Amolapatty Railway Level Crossing and Mancotta Railway Level Crossing yet to received.</li> <li>▪ DPR submitted for the scheme Construction of Bridge over river Buridihing (from Aghonibari to Telpani) for 1.56 km, Construction of Bridge over river Disang (from Barua Nagar to Mahmora) for 1.59 km, Construction of Bridge over river Buridihing (from Ramaighat to Lachan Mirigaon) for 3 km, Construction of Bridge connecting Madarkhat-Godabahar Road over river Sessa for 1.80 km, Construction of Bridge over river Demow (from Hunghungia village to Nahorani village) for 1.65 km.</li> <li>▪ Work in progress for the scheme Improvement of Road from Graham Bazar at Old NH 37 to Water Resource Guest House via Paltan Bazar for 2. 10 km.</li> <li>▪ DPR submitted for the scheme Construction of Foot over Bridge at Phoolbagan on Old NH-37 Dibrugarh for 14km and Construction of Foot over Bridge at Thanna Chariali on Mancotta Road Dibrugarh for 14 km.</li> </ul>	Executive Engineer, Public Works Department (Roads)
--	----------------	---	--	---	---

	Infrastructure	Public Works Department (Roads) (DCLKT)		<p>The Executive Engineer, Public Works Department (Roads) (DCLKT) presented the details of the new proposals under Pradhan Mantri Gram Sadak Yojana (PMGSY-III):</p> <table border="1" data-bbox="695 439 1347 1115"> <thead> <tr> <th>Sl. No</th> <th>Name of Road</th> <th>Length (in KM)</th> <th>Physical Progress</th> <th>Target Date of Completion</th> </tr> </thead> <tbody> <tr> <td>1</td> <td>MN Road to Konwari Gaon via Parbotipur, Pulungoni</td> <td>5.06</td> <td>86%</td> <td>31.01.2024</td> </tr> <tr> <td>2</td> <td>MN Road to Chakalia Pather Via Nabhakatia No 2, Nabhakatia No 1</td> <td>6.70</td> <td>95%</td> <td>31.12.2023</td> </tr> <tr> <td>3</td> <td>LBT Road To Timona Gaon Via Ghoramara Bazar</td> <td>5.44</td> <td>90%</td> <td>31.12.2023</td> </tr> </tbody> </table> <p>The District Development Commissioner, Dibrugarh asked the Executive Engineer, Public Works Department (Roads) (DCLKT) to complete the scheme “Flyover at Junction Point of Convoy Road with NH-37 leading Amulapatty near Jalan Bus Terminous, Dibrugarh” before the target date of completion which was 10<sup>th</sup> February, 2024. He further mentioned about completion of all polling station connecting roads before implementation of Election Commission’s code of conduct for smooth election process.</p>	Sl. No	Name of Road	Length (in KM)	Physical Progress	Target Date of Completion	1	MN Road to Konwari Gaon via Parbotipur, Pulungoni	5.06	86%	31.01.2024	2	MN Road to Chakalia Pather Via Nabhakatia No 2, Nabhakatia No 1	6.70	95%	31.12.2023	3	LBT Road To Timona Gaon Via Ghoramara Bazar	5.44	90%	31.12.2023	Executive Engineer, Public Works Department (Roads)
Sl. No	Name of Road	Length (in KM)	Physical Progress	Target Date of Completion																					
1	MN Road to Konwari Gaon via Parbotipur, Pulungoni	5.06	86%	31.01.2024																					
2	MN Road to Chakalia Pather Via Nabhakatia No 2, Nabhakatia No 1	6.70	95%	31.12.2023																					
3	LBT Road To Timona Gaon Via Ghoramara Bazar	5.44	90%	31.12.2023																					
12	Infrastructure	Public Works Department Building (DLMT)		<p>The Executive Engineer, PWD (Building) informed the following details:</p> <ul style="list-style-type: none"> <li>The targeted date of completion for the scheme “Multi-Disciplinary Sports Complex at Khanikar at Dibrugarh” would be March, 2024.</li> </ul>	Executive Engineer, PWD (Building)																				

	Infrastructure	Public Works Department Building (DLMT)		<ul style="list-style-type: none"> <li>The scheme “ Multi purpose Utility Complex (Near Police Reserve) Dibrugarh would be completed by March, 2024.</li> <li>The targeted date of completion for the scheme “Christian war Cemetery at Dibrugarh, under CIDF would be January, 2024.</li> </ul> <p>The District Development Commissioner, Dibrugarh asked the Executive Engineer, Public Works Department (Building) to speed up the construction works.</p> <p>The Executive Engineer, PWD (Building) informed that the contractor of the scheme “District Science Centre, Dibrugarh (Land Development and Construction of Boundary Wall) Phase -I” would be cancelled.</p> <p>The Executive Engineer, PWD (Building) presented the following details on Construction of Jaganath Community Hall cum Skill Centre at Various Tea Garden areas.</p> <table border="1" data-bbox="699 1077 1356 2031"> <thead> <tr> <th>LAC</th> <th>No. of Community Hall cum Skill Centres</th> <th>No. of NOC' s for land received till date</th> <th>Non-availability of Land as per Tea Garden Authority</th> <th>Remarks</th> </tr> </thead> <tbody> <tr> <td>DIBRUGA RH</td> <td>5</td> <td>2</td> <td>3</td> <td>Tender process yet to be initiated.</td> </tr> <tr> <td>MORAN</td> <td>12</td> <td>12</td> <td>0</td> <td>Tender Process is going on.</td> </tr> <tr> <td>LAHOWA L</td> <td>15</td> <td>10</td> <td>5</td> <td>Tender process will start soon.</td> </tr> <tr> <td>TINGKHO NG</td> <td>20</td> <td>19</td> <td>1</td> <td>Tender Process is going on.</td> </tr> <tr> <td><b>Total=</b></td> <td><b><u>52</u></b> <b><u>Nos.</u></b></td> <td><b><u>43</u></b> <b><u>Nos.</u></b></td> <td><b><u>9</u></b> <b><u>Nos.</u></b></td> <td></td> </tr> </tbody> </table>	LAC	No. of Community Hall cum Skill Centres	No. of NOC' s for land received till date	Non-availability of Land as per Tea Garden Authority	Remarks	DIBRUGA RH	5	2	3	Tender process yet to be initiated.	MORAN	12	12	0	Tender Process is going on.	LAHOWA L	15	10	5	Tender process will start soon.	TINGKHO NG	20	19	1	Tender Process is going on.	<b>Total=</b>	<b><u>52</u></b> <b><u>Nos.</u></b>	<b><u>43</u></b> <b><u>Nos.</u></b>	<b><u>9</u></b> <b><u>Nos.</u></b>		Executive Engineer, PWD (Building)
LAC	No. of Community Hall cum Skill Centres	No. of NOC' s for land received till date	Non-availability of Land as per Tea Garden Authority	Remarks																															
DIBRUGA RH	5	2	3	Tender process yet to be initiated.																															
MORAN	12	12	0	Tender Process is going on.																															
LAHOWA L	15	10	5	Tender process will start soon.																															
TINGKHO NG	20	19	1	Tender Process is going on.																															
<b>Total=</b>	<b><u>52</u></b> <b><u>Nos.</u></b>	<b><u>43</u></b> <b><u>Nos.</u></b>	<b><u>9</u></b> <b><u>Nos.</u></b>																																

13	Infrastructure	Public Works Department National Highway		The Reconstruction of pavement from Ch 47495 to Ch 65.934 (Length= 17.984 km) of the newly declared NH 315-A (from Jeypore to Hukanjuri) in the state of Assam under Annual Plan for the year 2021-22 on EPC mode have been under progress with 13% of physical progress.	Executive Engineer, Public Works Department National Highway
14	Infrastructure	Pradhan Mantri Awas Yojana (Urban)		<p>The City Project Manager, Pradhan Mantri Awas Yojana (Urban) informed that out of 5,626 nos. of approved beneficiaries, 4,496 nos. of Beneficiaries have been finalized, 4197 nos. of beneficiaries have received 1<sup>st</sup> Installment, 2,109 nos. of beneficiaries have received 2<sup>nd</sup> instalment, 542 nos. have received 3<sup>rd</sup> installment and 1,829 nos. of houses have been completed so far.</p> <p>The City Project Manager, Pradhan Mantri Awas Yojana (Urban) informed that 45nos. of Govt land certified by the Circle Officer (West Circle), Dibrugarh” have been sent for approval of the District Commissioner, Dibrugarh. The District Development Commissioner asked him to pursue the matter.</p>	City Project Manager, PMAYU
15	Infrastructure	Transport Department		The District Transport Officer, Dibrugarh informed that during FY 2023-24- Rs. 66.31 Cr. have been collected out of the target of 78.60 Cr. till the Month of November, 2023.	District Transport Officer,

Towards the end of the meeting there have been a discussion on preventing accidents during the new year eve. In this context the District Development Commissioner, Dibrugarh asked the District Transport Officer, Dibrugarh to strictly adhere to the guidelines of the road safety and proper implementation of the same in the district. He also asked the Excise Department to conduct raids against illicit liquor.

The Meeting ended with vote of thanks from the chair.

Signed by

Jitu Kumar Das

Date: 03-01-2024 19:39:25

District Development Commissioner  
Dibrugarh

Memo No.TND-27/8/2023-T&P-DBR/157-171

Date: /12/2023

Copy to:

- 1) The Addl. Chief Secretary to the Govt. of Assam, Transformation and Development Deptt, Dispur, Guwahati -6 for favour of kind information.
- 2) The Commissioner, Upper Assam Division, Jorhat for favour of kind information.
- 3) The Joint Director, Evaluation and Monitoring Division, Transformation and Development Deptt, Dispur Guwahati -6 for favour of kind information.
- 4) The Joint Director, DCP, Transformation and Development Deptt, Dispur Guwahati -6 for favour of kind information.
- 5) All Additional Deputy Commissioner, Dibrugarh for information.
- 6) All Dist. Heads of Departments, Dibrugarh for information and necessary action. They are requested to take action relating to their Deptt./Sector and submit action taken report latest by next 3<sup>rd</sup> day of the month.
- 7) All Circle Officers, Rev. Circle for information and necessary action.
- 8) The District Informatics Officer, NIC, Dibrugarh. He is requested to upload the minutes in the district website.

(e-signed)  
District Development Commissioner,  
Dibrugarh



Status of Fund receipt and utilisation upto 28<sup>th</sup> November 2023 for the FY 2023-2024.

Annexure - A

A. For Schemes : Funds received.

(Amount Shown in Lac)

Sl. No.	Admin Dept.	Name of Scheme (Implementation Agency)	PMFS Code & SIS Code	Category CS/CSS /State/ EAP etc.	Opening Balance With CAN/SNA/Others as applicable		Opening Balance with the District/Council/ Others as applicable		Current Year Allocation to District*		Fund Received in Current Year		Total Fund Available for Scheme	Fund utilised till now Amount & % in bracket		Amount for which UCs are pending at the end of previous year	Utilisation Certificate submitted against Total Available funds for the current year	Amount for which UCs are pending as on date		Remarks		
					Central Share	State Share	Central Share	State Share	Central Share	State Share	Central Share	State Share		Central Share	State Share			Central Share	State Share			
1	2	3	4	5	6	7	8	9	10	11	12	13	14	15	16	17	18	19	20	21		
Sector: Infrastructure																						
52	Public Health Engineering (Dibrugarh Division)	114	Jal Jeevan Mission	AS 65	CSS			0.00	0.00	17550.00	1950.00	17550.00	1950.00	1053.78	16203.12 (92.33%)	1800.34 (92.33%)	NIL	NIL	16,203.12	1,800.35		
		115	SCSP		CSS			0.00	0.00	0.00	0.00	0.00	0.00	0.00	0.00	0.00	0.00	0.00	0.00	0.00	0.00	
		116	SBM-G	AS 65	CSS			0.00	0.00	467.71	51.97	467.71	51.97	8.85344	459.74 (98.30%)	51.08 (98.30%)	NIL	341.643	152.26	16.92		
		117	NMOOP	As 77	CSS			0.00	0.00	0.00	0.00	0.00	0.00	0.00	0.00	0.00	0.00	0.00	0.00	0.00	0.00	

  
Accounts Officer, PHE  
Dibrugarh (PHE) Division  
Dibrugarh

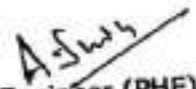
  
Executive Engineer, PHE  
Dibrugarh (PHE) Division  
Dibrugarh

**Annexure-B**

**B. Schemes for which no funds are received by the District/Council:**

S.No	Administrative Department	Scheme Name	Reasons	Remarks if any
1	NIL	NIL	NIL	NIL
2	NIL	NIL	NIL	NIL

  
**Accounts Officer**  
Dibrugarh (PHE) Division

  
**Executive Engineer (PHE)**  
Dibrugarh Division, Dibrugarh

**Monthly status of Fund receipt and utilisation for the Month of November/Year,2023.**

A.For Schemes: Funds received																			In Lakhs	
S No.	Admin. Dept.	Name of Scheme (+Implementation Agency)	PFMS Code and SLS Code	Category CS/CSS/State/EAP etc.	Opening Balance with CAN/SNA/Other -as applicable		Opening Balance with District/Council/Other -as applicable		Current Year Allocation to District*		Fund received in the current Year		Total funds available for Scheme	Fund utilised-till now Amount & (% in bracket)		Amount for which Ucs are pending at the end of previous year	Utilisation Certificate submitted against total available funds for the current year	Amount for which Ucs are pending as on date		
					Central share	State Share	Central share	State Share	Central share	State Share	Central share	State Share		Central share	State Share			Of Previous Year	Of Current Year	
1	2	3	4	5	6	7	8	9	10	11	12	13	14	15	16	17	18	19	20	
1	Housing and Urban Affairs	PMAY(Urban) & ULBs are the implementing agency	-	CSS	-	-	-	-	-	-	-	-	-	-	-	-	-	-	-	
	-	-	-	-	-	-	-	-	-	-	-	-	-	-	-	-	-	-	-	
	-	-	-	-	-	-	-	-	-	-	-	-	-	-	-	-	-	-	-	
	-	-	-	-	-	-	-	-	-	-	-	-	-	-	-	-	-	-	-	

\* will be provided by the HOD/Concerned Agency. PFMS:Public Finance Management System;State Linked Scheme-State Code

## Annexure-C.

## Physical Progress of Works under different Schemes/ Programmes/Projects across Departments- of Current Year

S.No	Admin. Dept.	Name of Scheme	Number of Works sanctioned in the current Year/ Since inception of JIM (2020-21)	Progress of Current Year works/Services- Categorise number of works based on the stage of physical progress						Remarks
				100%	75-99%	50-74%	25-49%	1-25%	Not started	
1	PHED, Dibrugarh Division	JIM (Retrofitting of PWSS)	219	194	19	6	0	0	0	
		JIM (New PWSS)	1028	152	232	267	234	91	52	
Total			1247	346	251	273	234	91	52	

*A. J. J. J.*  
 Executive Engineer, PHE  
 Dibrugarh (PHE) Division  
 Dibrugarh

## Annexure-D

## Physical Progress of Works under different Schemes/ Programmes/Projects across Departments- of Previous Years

S.No	Admin. Dept.	Name of Scheme	Total Number of Works pending as on the last date of previous Financial Year (Since inception of JJM, 2020-21)	Number of Years delayed for completion - as on the last date of last Financial Year-Categorise works based on the delay in completion.					Progress of Pending works of previous Years pending as on the last date of last Financial Year-Categorise works based the stage of physical progress on					
				Less than 1 Yr	>=1 to <3 Yrs	>=3 to <5 Yrs	>=5	Total	100%	75-99%	50-74%	25-49%	1-25%	Not started
1	PHED, Dibrugarh Division	JJM (Retrofitting of PWSS)	219	20	174	0	0	194	0	19	6	0	0	0
		JJM (New PWSS)	1028	12	140	0	0	152	0	232	267	234	91	52
Total			1247	32	314	0	0	346	0	251	273	234	91	52

*A-Swamy*  
 Executive Engineer, PHE  
 Dibrugarh (PHE) Division  
 Dibrugarh

Monthly status of Fund receipt and utilisation for the Month of November Year 2023.  
A. for Schemes: Funds received.


S.No	Admin. Dept.	Name of Scheme (+imple-mentation agency)	PFMS Code& SLS Code	Category CS/CSS/ State/ EAP etc.	Opening Balance With		Opening Balance with the		Current Year Allocation to		Fund received in the current Year		Total funds available for Scheme	Funds utilised till now (Amount (% in bracket))		Amount for which UCs are pending at the end of previous year	Utilisation Certificate submitted against total available funds for the current year	Amount for which UCs are pending as on date.		Remarks
					Central Share	State Share	Central Share	State Share	Central Share	State Share	Central Share	State Share		Central Share	State Share			Of Previous Year	Of Current Year	
1	2	3	4	5	6	7	8	9	10	11	12	13	14	15	16	17	18	19	20	21
1	PWD Building & NH Dept.	Reconstruction of pavement from Ch. 47+95 km to Ch. 65+934 km (Length- 17.984 km) of the newly declared NH-315A (from Jeyore to Hakrajar) in the State of Assam under Annual plan for the year 2021-22 on EPC mode (Job No. 115A/AS/2021-22/226)	Not applicable (NA)	CS	Allocation and disbursement is done by the Ministry of Road Transport & Highways.															

\* - will be provided by the HOD Concerned Agency. PFMS: Public Finance Management System, SLS: State Linked Scheme- State Code

Annexure B

## B. Schemes for which no funds are received by the District Council :

S.No	Administrative Department	Scheme Name	Reason	Remarks if any
1	PWD Building & NH Dept.	Allocation and disbursement is done by the Ministry of Road Transport & Highways.		

  
Executive Engineer, PWD  
Dibrugarh NH Division.

Physical Progress of Works under different Schemes/ Programmes/Projects across Departments- of Current year

Annexure-C

S.No	Admin. Dept.	Name of Scheme	Number of Works sanctioned in the current Year	Progress of Current Year works / Services- Categorise number of works based on the stage of physical progress					
				100%	75-99%	50-74%	25-49%	1-25%	Not started
1	PWD Building & NH Dept.	Reconstruction of pavement from Ch. 47+95 km to Ch. 65+934 km (Length= 17.994 km) of the newly declared NH-315A (from Jeyapore to Hukanjuri) in the State of Assam under Annual plan for the year 2021-22 on EPC mode (Job No. 315A/AS/2021-22/226)	NIL					17%	

Physical Progress of Works under different Schemes/ Programmes/Projects across Departments- of Previous Years

Annexure-D

S.No	Admin. Dept.	Name of Scheme	Total Number of Works pending as on the last date of previous Financial year.	Number of Years delayed for completion - as on the last date of last Financial Year-Categorise works based on the delay in completion.					Progress of Pending works of previous Years pending as on the last date of last Financial Year-Categorise works based on the stage of physical progress					
				Less than 1 Yr	>= to 1 to < 3 Years	>= to 3 to < 5 Years	>= 5	Total	100%	75-99%	50-74%	25-49%	1-25%	Not started
1	PWD Building & NH Dept.	Nil												

  
Executive Engineer, PWD  
Dibrugarh NH Division.

**Monthly status of Fund receipt and utilisation for the Month of November/Year,2023.**

Lakhs																				
5 No.	Admin. Dept.	Name of Scheme (+implem antation Agency)	PFMS Code and SLS Code	Category CS/CSS/St ate/EAP etc.	Opening Balance with CAN/SNA/Other -as applicable		Opening Balance with District/Council/Ot her -as applicable		Current Year Allocation to District*		Fund received in the current Year		Total funds available for Scheme	Fund utilised-till now Amount & (% in bracket)		Amount for which Ucs are pending at the end of previous year	Utilisation Certificate submitted against total available funds for the current year	Amount for which Ucs are pending as on date		Remarks
					Central share	State Share	Central share	State Share	Central share	State Share	Central share	State Share		Central share	State Share			Central share	State Share	
1	2	3	4	5	6	7	8	9	10	11	12	13	14	15	16	17	18	19	20	21
1	Housing and Urban Affairs	PMAY(Ur ban) & ULBs are the implem enting agency	-	CSS	-	-	-	-	-	-	-	-	-	-	-	-	-	-	-	Not applicable as the State Mission Directorate disburse the fund through DBT mode
	-	-	-	-	-	-	-	-	-	-	-	-	-	-	-	-	-	-	-	
	-	-	-	-	-	-	-	-	-	-	-	-	-	-	-	-	-	-	-	
	-	-	-	-	-	-	-	-	-	-	-	-	-	-	-	-	-	-	-	

\* will be provided by the HOD/Concerned Agency. PFMS:Public Finance Management System;State Linked Scheme-State Code



## Annexure-B

B. Scheme for which no funds are received by the District/Council:

S No.	Administrative Department	Scheme Name	Reasons	Remarks if any
1	Housing and Urban Affairs	NIL	NIL	NIL



## Physical Progress of Works under different Schemes/Programmes/Projects across Departments of Previous Year

S No.	Admin. Dept.	Name of Scheme	Number of works pending as on the last date of Previous Financial Year	Numbers of Years delayed for completion- as on the last date of last Financial Year- Categorise works based on the delay in completion					Progress of Pending works of Previous Year pending as on the last date of last Financial Year- Categorise works based on the stage of physical progress					
				Less than 1 Yr	>=1 to <3 Yrs	>=3 to <5 Yrs	>=5	Total	100%	75%-99%	50%-74%	25%-49%	1-25%	Not Started
	Housing and Urban Affairs	PMAY(Urban)	472	468	4	0	0	472	167	0	0	0	0	0
			0	0	0	0	0	0	0	0	0	0	0	
			0	0	0	0	0	0	0	0	0	0	0	
			0	0	0	0	0	0	0	0	0	0	1	
			0	0	0	0	0	0	0	0	0	0	1	
			0	0	0	0	0	0	0	0	0	0	0	
			0	0	0	0	0	0	0	0	0	0	0	
			472	468	4	0	0	472	167	0	0	0	0	

## Monthly status of Fund receipt and utilization for the Month of November Year 2023

## A. For Schemes: Funds received

Sl. No	Admin. Dept.	Name of Scheme (+ Implementation Agency)	PFMS Code & SIS Code	Category CS/ CSS/ State/ EAP etc.	Opening Balance with CNA/ SNA/ Others as applicable		Opening Balance with the District/ Council/ Others-as		Current Year Allocation to District*		Fund received in the current Year		Total funds available for Scheme	Funds utilised till now Amount & (% in bracket)		Amount for which UCs are pending at the end of previous year	Utilisation Certificate submitted against total available funds for the current year	Amount for which UCs are pending as on date		Remarks	
					Central Share	State Share	Central Share	State Share	Central Share	State Share	Central Share	State Share		Central Share	State Share			Of Previous Year	Of Current Year		
1	2	3	4	5	6	7	8	9	10	11	12	13	14	15	16	17	18	19	20	21	
1	PWD (Roads)	PMGSY (Dibrugarh, Chabua-Lahowal, Khowang & Tingkhong TRD)	-	CS	-	-	-	-	-	-	5,74,92,971	-	5,74,92,971	5,74,92,971 (100%)	-	NIL	5,74,92,971	NIL	NIL		
2		SOPD-G (Dibrugarh, Chabua-Lahowal, Khowang & Tingkhong TRD)	64-5054-03-337-0337-793-13-99-SOPD-G-GA-V	State	-	-	-	-	-	-	-	36,00,00,000	36,00,00,000	-	28,03,48,167 (77.87%)	NIL	28,03,48,167	NIL	NIL		
3		RIDF-LS (Dibrugarh, Chabua-Lahowal, Khowang & Tingkhong TRD)	64-5054-03-800-3037-000-13-99-RIDF-LS-GA-V	State	-	-	-	-	-	-	-	36,78,57,619	36,78,57,619	-	28,73,12,918 (78.10%)	NIL	36,78,57,619	NIL	NIL		
4		RIDF-SS (Dibrugarh, Chabua-Lahowal, Khowang & Tingkhong TRD)	64-5054-03-800-3037-621-13-99-RIDF-SS-GA-V	State	-	-	-	-	-	-	-	1,48,00,000	1,48,00,000	-	1,42,90,234 (96.56%)	NIL	1,42,90,234	NIL	NIL		
5		MMPNA (Dibrugarh, Chabua-Lahowal, Khowang & Tingkhong TRD)	64-5054-03-337-5497-000-13-99-SOPD-ODS-GA-V	State	-	-	-	-	-	-	-	18,95,49,255	18,95,49,255	-	15,10,51,958 (79.69%)	NIL	15,10,51,958	NIL	NIL		
6		NMUPNA (Dibrugarh, Chabua-Lahowal, Khowang & Tingkhong TRD)	64-5054-03-337-5646-000-13-99-RIDF-LS-GA-V	State	-	-	-	-	-	-	-	20,00,00,000	20,00,00,000	-	17,26,30,261 (86.32%)	NIL	17,26,30,261	NIL	NIL		
7		MMPNA (Dibrugarh, Chabua-Lahowal, Khowang & Tingkhong TRD)	64-5054-03-337-0189-284-17-99-SOPD-ODS-GA-V	State	-	-	-	-	-	-	-	3,92,31,073	3,92,31,073	-	3,92,29,977 (99.99%)	NIL	3,92,29,977	NIL	NIL		
8		SOPD-ODS (Tea Garden) (Dibrugarh, Chabua-Lahowal, Khowang & Tingkhong TRD)	64-5054-03-337-0337-324-13-99-SOPD-ODS-GA-V	State	-	-	-	-	-	-	-	90,68,000	90,68,000	-	90,66,992 (99.99%)	NIL	90,66,992	NIL	NIL		
9		CRF/CRIF (Dibrugarh, Chabua-Lahowal, Khowang & Tingkhong TRD)	64-5054-03-337-1857-927-13-99-CSS-GA-V	CSS	-	-	-	-	-	-	-	17,49,00,000	-	17,49,00,000	-	17,49,00,000 (100%)	NIL	17,49,00,000	NIL	NIL	
10		DPR of BOB/ Flyover (Dibrugarh, Chabua-Lahowal, Khowang & Tingkhong TRD)	64-5054-03-337-0337-322-13-99-SOPD-ODS-GA-V	State	-	-	-	-	-	-	-	30,92,850	30,92,850	-	30,92,850 (100%)	NIL	30,92,850	NIL	NIL		

\* will be provided by HOD /Concerned Agency. PFMS: Public Finance Management System; SIS : State Linked Scheme-State Code

(Nirpen Mehta)

Executive Engineer, PWRD


Dibrugarh, Chabua-Lahowal, Khowang & Tingkhong  
Territorial Road Division, Dibrugarh

28/11/23


**Annexure-B**

**B. Schemes for which no funds are received by the District/ Council :**

Sl. No.	Administrative Department	Scheme Name	Reasons	Remarks if any
1	PWD (Roads)	Nil		
2		Nil		

  
(Nripen Mechi)

Executive Engineer, PWRD  
Dibrugarh, Chabua-Lahowal, Khowang & Tingkhong  
Territorial Road Division, Dibrugarh

  
23/11/23

Physical Progress of Works under different Schemes/ Programmes/ Projects across Departments- of Current Year

Annexure-C

Sl. No	Admin Dept.	Name of Scheme	Number of Works sanctioned in the current year	Progress of Current Year works/ Services-Categorise number of works based on the stage of physical progress						Remarks
				100%	75-99%	50-74%	25-49%	1-25%	Not Started	
1	PWD (Roads)	Mukhya Mantrir Pakipath Nirman Achani	25	1	-	8	6	10	-	
2		Mukhya Mantrir Unnto Pakipath Nirman Achani	4	-	2	1	-	-		
3		Mukhya Mantrir Mothauri Pakikaran Achani	3	-	-	-	2	1	-	
4		Mukhya Mantrir Path Nobikaran Achani	6	2	1	1	2	-	-	
5		SOPD-G	4	-	2	2	-	-	-	
6		SOPD-ODS (Tea Garden)	5	-	1	3	1	-	-	

(Nripen Medhi)

Executive Engineer, PWRD

Dibrugarh, Chabua-Lahowal, Khowang & Tingkhong

Territorial Road Division, Dibrugarh



28/11/23



Physical Progress of Works under different Schemes/ Programmes/ Projects across Departments-of Previous years

Annexure-D

Sl. No	Admin Dept.	Name of Scheme	Total Number of Works pending as on the last date of previous financial year	Number of Years delayed for completion- as on the last date of last financial year -Categories works based on the delay in completion					Progress of Pending works of Previous Years pending as on the last date of last Financial Year-categories works based on the stage of Physical Progress					Remarks	
				Less than 1 Yr	>= 1 to <3 Yrs	>=3 to < 5 Yrs.	>=5	Total	100%	75-99%	50-74%	25-49%	1-25%		Not started
1	PWD (Roads)	PMGSY	4	1	3	-	-	4	1	3	-	-	-	-	
2		SOPD-G	3	1	1	1	-	3	3	-	-	-	-	-	
3		Flyover	1	1	-	-	-	1	-	1	-	-	-	-	
4		CRF/ CRIF	4	2	-	2	-	4	-	3	1	-	-	-	
5		RIDF	4	2	2	-	-	4	1	3	-	-	-	-	

  
 (Nripen Medhi)  
 Executive Engineer, PWRD  
 Dibrugarh, Chabua-Lahowal, Khowang & Tingkhong  
 Territorial Road Division, Dibrugarh  
  
 28/11/23

**A. For Schemes : Funds received.**

Sl. No	Admin Dept.	Name of Scheme (Implementation Agency)	PFMS Code & SLS Code	Category CS/ CSS/ State/ EAP etc.	Opening Balance with CNA/SNA/Others as applicable.		Opening Balance with the District/Council / Others--as applicable		Current Year Allocation to District		Fund received in the current Year		Total funds available for Scheme	Funds utilised till now Amount & (% in Bracket)		Amount for which Ucs are pending at the end of previous year	Utilisation Certificate submitted against total available funds for the current year	Amount for which Ucs are pending as on date		Remarks	
					Central Share	State Share	Central Share	State Share	Central Share	State Share	Central Share	State Share		Central Share	State Share			Of Previous Year	Of Current Year		
1	District Transport Office, Dibrugarh	nil	nil	nil	nil	nil	nil	nil	nil	nil	nil	nil	nil	nil	nil	nil	nil	nil	nil	nil	nil

**B. Schemes for which no funds are received by the District/Council**

S. No.	Administrative Department	Scheme Name	Reasons	Remarks if any
1	District Transport Office, Dibrugarh	nil	nil	nil

District Transport Officer  
District : Dibrugarh



Physical Progress of Works under different Schemes/ Programmes/ Projects across Departments- of Current Year

S. No.	Admin. Dept.	Name of Scheme	Number of Works sanctioned in the current Year	Progress of Current Year works/ Services-Categorise number						
				100%	75-99%	50-74%	25-49%	25-49%	1-25%	Not started
1	District Transport Office, Dibrugarh	nil	nil	nil	nil	nil	nil	nil	nil	nil

Physical Progress of Works under different Schemes/ Programmes/ Projects across Departments- of Previous Years

Sl. No.	Admin Dept.	Name of Scheme	Total Number of Works pending as on the last date of previous Financial Year	Number of Years delayed for completion-as on the last date of last Financial Year-Categorise works based on the delay in completion.					Progress of Pending works of previous Years pending as on the last date of last Financial Year- Categorise works based on the stage of physical progress					Remarks
				Less than 1 Yr	>=1 to <3 Yrs	>=3 to <5 Yrs	>=5 yrs	Total	100%	75-99%	50-74%	25-49%	1-25%	
1	District Transport Office, Dibrugarh	Nil												

  
 District Transport Officer  
 District - Dibrugarh

**Monthly status of Fund receipt and utilisation for the Month of November Year 2023**

Annexure-A

**A. For Schemes: Funds received.**

Sl. No.	Admin. Dept	Name of Scheme(Implementation Agency)	PF MS Code & SLS Code	Category CS/ CSS/ State /EAP etc.	Opening Balance With CNA/SNA /Others- as applicable		Opening Balance with the District/Council/ Others- as applicable		Current Year Allocation to district*		Fund received in the current Year		Total funds available for Scheme	Funds utilised- till now Amount & (% in bracket)		Amount for which Ucs are pending at the end of previous year	Utilisation Certificate submitted against total available funds for the current year	Amount for which UCs are pending as on date		Remarks	
					Central Share	State Share	Central share	State Share	Central Share	State Share	Central Share	State Share		Central Share	State Share			Of Previous year	Of Current Year		
1	2	3	4	5	6	7	8	9	10	11	12	13	14	15	16	17	18	19	20	21	
1	Agriculture	Pradhan Mantri Fasal Bima Yojana (PMFBY)	-	CS	NIL		42794		10000		10000		52794	38958 (73.79% utilised)		NIL	NIL	NIL	NIL		
2		Pradhan Mantri Krishi Samman Nidhi (PM-KISAN)	3624	CS	2890				NIL		NIL		NIL	NIL		NIL	NIL	NIL	NIL		
3		Rashtriya Krishi Vikash Yojana (RKVY)	AS9	CSS	3068989					NIL		NIL		3068989	NIL		NIL	NIL	NIL	NIL	
4		Pradhan Mantri Krishi Sinchayee Yojana (PMKSY)	AS214	CSS	NIL					177000		177000		177000	75000 (42.37% Utilised)		NIL	NIL	NIL	NIL	
5		Agricultural Technology Management Agency (ATMA)	AS52	CSS	NIL					806000		806000		806000	542681 (67.33% Utilised)		NIL	NIL	NIL	NIL	

**Schemes for which no funds are received by the District/Council :** For(Please visit <https://www.indiabudget.gov.in/index.php> and concerned Ministry/Department website to know the list of Centrals schemes of current and previous years)

Sl. No.	Admin. Dept	Scheme Name	Reasons	Remarks
1	Agriculture	Chief Minister's Samagra Gramya Unnayan Yojana (CMSGUY)		
2		National Mission for Sustainable Agriculture (NMSA) - Rainfed Area Development (RAD)		
3		Paramparagata Krishi Vikash Yojana (PKVY)		
4		SOIL HEALTH CARD		
5		Assam Agribusiness and Rural Transformation Project (APART)		
6		Assam Fodder Mission		
7		Kisan Credit Card		
8		Sali Paddy		
9		Assam Millet Mission		
10		Sub Mission on Agriculture Mechanization (SMAM)		
11		Horticulture Mission for North East & Himalayan States HMNEH		



A. For Schemes- Funds received

Monthly status of fund receipt and utilization for the month of Nov 2023

Annexure-A

Sl no	Admin. Dept.	Name of Scheme (+ Implementational Agency)	PFMS code & SLE code	Category CSCSO/SI and EAP etc.	Opening Balance with ONAD/NA/Others - as applicable		Opening Balance with the District Council/ Others - as applicable		Current Year Allocation to District (Rs in Lakh)		Fund received in the current year (Rs in Lakh)		Total fund available for scheme (Rs in Lakh)	Fund utilized till now amount & (% in Bracket)		Amount for which UC are pending at the end of previous Year	Utilization Certificate submitted against total available fund for the current year	Amount for which UC's are pending as on date		Remarks
					Central Share	State Share	Central Share	State Share	Central Share	State Share	Central Share	State Share		Central Share	State Share			Of Previous Year	Of Current Year	
					6	7	8	9	10	11	12	13		14	15			16	17	
1	Fishery Department	PMSY DFDO, Dibrugarh	PFMS Code:1890 SLE Code AS 178	CSS	nil	nil	Nil	Nil	257.285	32.365	(70.7050)	(31.7202)	192.43	88.184 (52%)	10,8064 (50%)	nil	70.91512	nil	29.528	

B. Scheme for which no funds are received by the District Council

Annexure-B

Sl no	Administrative Department	Scheme Name	Reason	Remarks, if any

Physical progress of work under different Scheme/Programmes/ Projects across Departments - of Current Year

Annexure-C

Sl no	Admin Dept.	Name of Scheme	Total Number of works done till	Progress of Current Year work / Service - Categories number of work based on the stage of physical progress																	
				100%	75-99%	50-74%	25-49%	1-24%	Not Started												
				1	2	3	4	5	6												
1	Fishery Department	PMSY																			
		Fin Fish Hatchery	1	1																	
		New Rearing pond	180	30	3	10	7														
		New pond construction	75	57	2	3	1														
		Inputs for fish farming	75																		
		Inputs for FG under MBM	41																		
		PL stocking in wetlands	2																		
		Pan culture	2	2																	
		Mini Feed mill (2ton/day)	1	1																	
Fish Kiosk	1																				
Landward support to fishers	1300	110																			
																				730	

*[Signature]*  
 District Fishery Dev. Officer  
 Dibrugarh

Physical progress of works under different Schemes/Programmes/Projects across Departments - of Previous Year

Sl. No.	Admin. Dept.	Name of Scheme	Total number of works	Number of Years allowed for Completion as on					Progress of Pending works of previous years pending as on the					Not Started
				Less than 1 yr	1-1 to 1-3 yrs	3-5 to 4-5 yrs	5-10	Total	100% - 75-85%	50-75%	25-50%	1-25%		
	Fishery Department	FIMBY												
		Establishment of Large RAS	1		1			1						
		Establishment of Medium RAS	1	1				1						
		Live Fish				1		1						
		Winding Canal	1							1				
		Fish Rings	2					2						
		Unroofed									1			
		Support to Farmers	6					6						
		Fish Hatchery	1	1				1						5
		New pond						1						
		Construction	2	2				2						
		Spurs for fish farming	2	2				2			2			
		Integrated ornamental unit	1	1				1						3
		Recreational Fisheries	1	1				1						
		Medium Biofloc	2	2				2				1		
		Small Baffles	2	2				2			1			
		RDF	38				38	38			15	0	14	2
	Blue Perchling					1	1			1			9	

  
 District Fisheries Officer  
 Doorugah

## Annexure-A

## Monthly status of Fund receipt and utilization for the Month of November Year 2023

## A. For Schemes: Funds received.

Sl. No.	Admin Dept.	Name of Scheme (+ Implementation Agency)	PFMS Code & SLS Code	Category CS/CSS/State/EAP etc.	Opening Balance With CANS/NA/Other-as applicable.		Opening Balance with the District/Council/Other-as applicable.		Current Year Allocation to District*		Fund received in the current Year		Total funds available for Scheme	Funds utilised till now Amount & (% in bracket)		Amount for which Ucs are pending at the end of previous year	Utilisation Certificate submitted against total available funds for the current year.	Amount for which Ucs are pending as on date.		Remarks
					Central Share	State Share	Central Share	State Share	Central Share	State Share	Central Share	State Share		Central Share	State Share			Of Previous Year	Of Current Year	
1	2	3	4	5	6	7	8	9	10	11	12	13	14	15	16	17	18	19	20	21
1		RKVY(2018-19) 1.Assistance for raising Eri food plantation 2.Construction of rearing house	NA	CS	Rs3035287/-		NA	NA					Rs 30,35,287/-	2188386/-	NA	NIL	NA			
2		CSR Fund(BCPL)		CSR	Rs1100000/-								Rs 1100000/-	539000	NA	NIL	NA			

\* Will be provided by the HOD/Concerned Agency. PFMS: Public Finance Management System; SLS: State Linked Scheme-State Code.

## Annexure-B

B. Schemes for which no funds are received by the District/Council: For (Please visit: <https://www.indiabudget.gov.in/index.php> and concerned Ministry/ Department website to know the list of Central schemes of current and previous year)

Sl. No.	Administrative Department	Scheme Name	Reasons	Remarks if any
1		NA		
2				



## Annexure-C

## Physical Progress of Works under different Schemes/Programmes/Projects across Departments-or Current Year

Sl No.	Admin Dept.	Name of Scheme	Number of works sanctioned in the current year	Progress of current year work/services- Categories number of works based on the stage of physical progress						
				100%	75-99%	50-74%	25-49%	1-25%	Not started	
1	Sericulture	RKVY	Construction of Rearing house		✓					

## Annexure-D

## Physical Progress of Works under different Schemes/Programmes/Projects across Departments-of Previous Years

Sl. No.	Admin Dept.	Name of Scheme	Total Number of works pending as on the last date of previous Financial Year	Number of Years delayed for completion- as on the last date of last Financial Year – Categories works based on the delay in completion					Progress of Pending works of previous Years pending as on the last date of last Financial Year-Categories works based on the stage of physical progress						
				Less than 1 year	>=1 to <3 years	>=3 to <5 years	>=5 years	Total	100%	75-99%	50-74%	25-49%	1-25%	Not Started	
1	Sericulture	RKVY	Plantation in Progress					NA						✓	

Assistant Director of Sericulture,  
Dibrugarh.



## Annexure-A

Monthly status of Fund receipt and utilisation for the Month of Nov Year 2023

## A. For Schemes: Funds received.


S.No	Admin. Dept.	Name of Scheme (*Implementation Agency)	PFMS Code & SLS Code	Category CS/CSS/ State/ EAP etc.	Opening Balance With CNA /SNA/Others- as applicable.		Opening Balance with the District/Council/ Others- as applicable.		Current Year Allocation to District*		Fund received in the current Year		Total funds available for Scheme	Funds utilised- till now Amount & (% in bracket)		Amount for which UCs are pending at the end of previous year	Utilisation Certificate submitted against total available funds for the current year	Amount for which UCs are pending as on date.		Remarks
					Central Share	State Share	Central Share	State Share	Central Share	State Share	Central Share	State Share		Central Share	State Share			Of Previous Year	Of Current Year	
1	2	3	4	5	6	7	8	9	10	11	12	13	14	15	16	17	18	19	20	21
		NIL			NIL	NIL	NIL	NIL					NIL							NIL

\* = will be provided by the HOD / Concerned Agency. PFMS: Public Finance Management System; SLS: State Linked Scheme-State Code.

## Annexure-B

B. Schemes for which no funds are received by the District/ Council: For (Please visit <https://mca.gov.in/india.php> and concerned Ministry / Department website to know the list of Central schemes of current and previous years)

S.No	Administrative Department	Scheme Name	Reasons	Remarks if any
1		NIL		NA
2				

  
 Chief Executive Officer  
 Dibrugarh Electrical Circle  
 UAR, APDCL, Dibrugarh

Annexure-C.

## Physical Progress of Works under different Schemes/ Programmes/Projects across Departments- of Current Year

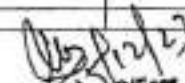
S.No	Admin. Dept.	Name of Scheme	Number of Works sanctioned in the current Year	Progress of Current Year works / Services- Categorise number of works based on the stage of physical progress						
				100%	75-99%	50-74%	25-49%	1-25%	Not started	
		NIL	NIL	NA	NA	NA	NA	NA		NIL

Scanned with CamScanner

Annexure-D

## Physical Progress of Works under different Schemes/ Programmes/Projects across Departments- of Previous Years

S.No	Admin. Dept.	Name of Scheme	Total Number of Works pending as on the last date of previous Financial Year	Number of Years delayed for completion - as on the last date of last Financial Year-Categorise works based on the delay in completion.					Progress of Pending works of previous Years pending as on the last date of last Financial Year-Categorise works based on the stage of physical progress						
				Less than 1 Yr	>=1 to <3 Yrs	>=3 to <5 Yrs	>=5	Total	100%	75-99%	50-74%	25-49%	1-25%	Not started	
		NIL						NIL	NA	NA	NA	NA	NA		NIL

  
 Chief Executive Officer  
 Dibrugarh Electrical Circle  
 APDCL (UAR) Dibrugarh

MONTHLY PROGRESS REPORT FOR THE MONTH OF NOVEMBER 2023  
UNDER EASTERN ASSAM SOIL CONSERVATION DIVISION, DIBRUGARH.

Name of Division	Year of A.A.	Name of Project & Location	Target		Achievement		Present status on progress (As on Nov'2023)	Remarks
			Physical Ha/No/Rm]	Financial	Physical Ha/No/Rm]	Financial		
1	2	3	4	5	6	7	8	9
<b>SOPD-G</b>								
Eastern Assam S. C. Division, Dibrugarh.	2022-23	Construction of Channel Cutting at Balibatjan.	2500 Rm	10.00	-Nil-	-Nil-	-Nil-	A.A. not received
		Construction of Drainage Channel at Ochjan.	2500 Rm	11.13	-Nil-	-Nil-	-Nil-	do
		Construction of Drainage Channel at Kaparduwa	2500 Rm	3.30	-Nil-	-Nil-	-Nil-	do
	<b>RIDF</b>							
	2022-23	R.C.C. Water Distribution Project At Bebejia Pathar, RIDF-XXVIII	852 Rm	100.0	-Nil-	-Nil-	-Nil-	E-Tender process completed

  
 Divisional Officer  
 Eastern Assam S. C. Division,  
 Dibrugarh.

**ABSTRACT FINANCIAL & PHYSICAL PROGRESS OF WDC-PMKSY 2.0 FOR THE YEAR 2023-24 IN DIBRUGARH DISTRICT**

Name of Project -> Dibrugarh-I (Bosagaon) WDC-PMKSY-2.0

(Rs in Lakh)

SL NO	Head	TREATABLE AREA	PROJECT COST (Rs in Lakh)	FUND RECEIPT DURING 2023-24	FUND EXPENDITURE AS ON NOV,2023	NO. OF WORKS UNDER TAKEN	PROGRESS OF WORKS	REMARKS
1	2	3	4	5	6	8	7	9
1	NRM (Natural Resource Management)	5000.00	1100.00	42.2000	42.20000	Plantation - 1	100%	Completed
	Field Bund - 1							
	Drainage Channel - 2							
2	NRM (Natural Resource Management)			83.0000	0.00000	Field Bund - 2	0%	Work under progress
	Drainage Channel - 2	0%						
	Farm Pond -06	0%						
3	Production System			11.88000	11.88000	27 Nos Individual beneficiaries	100%	Completed
4	Livelihood			15.00000	15.00000	60 Nos SHG	100%	

  
 Project Manager  
 WDC  
 Dibrugarh District

Monthly status of Fund receipt and utilisation of Dibrugarh District for the Month of November 2023

Annexure-A

5. For Schemes: Funds received.

Sl. No.	Admin. Dept.	Name of Scheme (+ Implementation Agency)	PFMS Code & SLS Code	Category CS/CSS/ State/ EPA etc.	Opening Balance With CAN/SNA/Others-as applicable		Opening Balance With the District/ Council/ Others-as applicable		Current Year Allocation to District		Fund received in the current Year		Total funds available for Scheme	Funds utilised till now Amount & (% in bracket)		Amount for which Dcs are pending at the end of previous year	Utilisation Certificate submitted against total available funds for the current year	Amount for which Dcs are pending as on date		Remarks
					Central Share	State Share	Central Share	State Share	Central Share	State Share	Central Share	State Share		Central Share	State Share			Of Previous Year	Of Current Year	
1	2	3	4	5	6	7	8	9	10	11	12	13	14	15	16	17	18	19	20	21
1	Director of Soil Conservation Department, Guwahati.	WDC-PMKSY-2.0, Dibrugarh	Not available	CSS	NIL	NIL	NIL	NIL	136.87200	15.20800	136.87200	15.20800	152.08000	62.17200	6.90800	NIL	NIL	NIL	NIL	

Will be provided by the NOD/Concerned Agency. PFMS: Public Finance Management System; SLS: State Livelihood Scheme-State Code.

Schemes for which no funds are received by the District/ Council: For

Annexure-B

Sl No	Administrative Department	Scheme Name	Reason	Remarks if any
1	Director of Soil Conservation Department, Guwahati.	NIL	NIL	NIL

Annexure-C

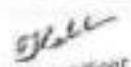
## Physical Progress of Works under different Schemes/Programmes/Projects across Departments-of Current Year

Sl No	Admin Dept.	Name of Scheme	Number of Works sanctioned in the current Year	Progress of Current Year works/Services-Categorise number of works based on the stage of physical progress					
				100%	75-99%	50-74%	25-49%	1-25%	Not started
1	Director of Soil Conservation Department, Gauhati.	WDC-PMKSY-2.0, Dibrugarh	NRM Works - 14 Nos				45%		Work under progress
2			Livelihood - 60 Nos	100%					Completed
3			Production System - 27 Nos	100%					Completed

Annexure-D

## Physical Progress of Works under different Schemes/ Programmes/Projects across Departments- of Previous Years

Sl No	Admin Dept.	Name of Scheme	Total Number of Works pending as on the last date of previous financial Year	Number of Years delayed for completion - as on the last date of last financial Year- Categorise works based on the delay in completion.					Progress of Pending works of previous Years pending as on the last date of last financial Year- Categorise works based on the stage of physical progress					
				Less than 1 Yr	=1 to <3 Yrs	=3 to <5 Yrs	=5	Total	100%	75-99%	50-74%	25-49%	1-25%	Not started
1	Director of Soil Conservation Department, Gauhati.	WDC-PMKSY-2.0, Dibrugarh	NIL	NIL					NIL					

  
 Divisional Officer  
 Eastern Assam S.C. Division,  
 Dibrugarh.



A. For Schemes Funds received.

Sl. No.	Admin Dept.	Name of Scheme (+Implementation Agency)	PFMS Code & SLS Code	Category CS/CSS/State/EAP etc	Opening Balance With		Opening Balance With the		Current Year Allocation to District		Fund received in the current Year		Total funds available for scheme	Funds utilised till now Amount & (% in bracket)		Amount for which UC's are pending at the end of previous year	Utilisation Certificate submitted against total available funds for the	Amount for which AC's are pending as on date		Remarks
					CNA/SNA/Others- as applicable	District/Council/Others- as applicable	Central Share	State Share	Central Share	State Share	Central Share	State Share		Central Share	State Share			Central Share	State Share	
1	2	3	4	5	6	7	8	9	10	11	12	13	14	15	16	17	18	19	20	21
1	Agriculture (Engineering)		Nil																	Operated by Directorate of Agriculture Assam

Prepared by

  
 Junior Engineer (Agri)  
 Dibrugarh


Countersigned By

  
 Asstt. Executive Engineer (Agri)  
 Dibrugarh

B. Schemes for which no funds are received by the District/Council


Sl No.	Administrative Department	Scheme Name	Reasons	Remarks if any
1	Agriculture (Engineering)	Funds operated by Directorate of Agriculture, Assam		

Prepared by



Junior Engineer(Agri)  
Dibrugarh

Countersigned By



Asstt. Executive Engineer (Agri)  
Dibrugarh



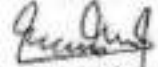
Physical Progress of Works under different Schemes/Programmes/Projects across Departments- of Current Year

S.No	Admin Dept	Name of Scheme	Number of Works sanctioned in the current Year	Progress of Current year woks/Services- Categories number of works based on the stage of physical progress					
				100%	75-99%	50-74 %	25-49%	1-25%	Not started
				1	Agriculture (Engineering)	SMAM	VLFMB-3 NOS. PowerTiller-20 nos.	100%	

Prepared by

  
Junior Engineer (Agri)  
Dibrugarh

Countersigned By

  
Asst. Executive Engineer (Agri)  
Dibrugarh

Physical Progress of Works under different Schemes /Programmes/Projects across Departments -of Previous Years

S.No	Admin Dept	Name of Scheme	Total Number of Works pending as on the last date of previous Financial Year	Number of Years delayed for completion- as on the last date of last Financial Year- Categories works based on the delay in completion					Progress of Pending works of previous year pending as on the last date of last Financial Year- Categories number of works based on the stage of physical progress						
				Less than 1 Yr	>=1 to <3 Yrs	>=3 to <5 yrs	>= 5	Total	100%	75-99%	50-74 %	25-49%	1-25%	Not started	
1	Agriculture (Engineering)	RIDF	Diesel Pump- 324 nos. Solar Pump-43 nos.	Less than 1 Yr										23%	
2		Knowledge Centre at Moran, Dibrugarh						Less than 1 Yr		85%					
3		Knowledge Centre at Panitola, Dibrugarh						Less than 1 Yr		80%					
4		Knowledge Centre at Barbarua, Dibrugarh						Less than 1 Yr					30%		

Prepared by

*Phukan*  
Junior Engineer(Agri)  
Dibrugarh

Countersigned By

*J. J. J.*  
Asstt. Executive Engineer (Agri)  
Dibrugarh

Monthly Status of Fund Receipt and Utilisation for the Month of ~~November~~, Year 2023


## A. For Schemes : Funds Received.

Sl No.	Admin Dept.	Name of Scheme (Implementation Agency)	PFMS Code & SLS Code	Category CS/CSS/State/EAP etc.	Opening Balance With CAN/SNA/Other-as applicable.		Opening Balance With the District/Council/Others--as applicable		Current Year Allocation to District*		Fund received in the current Year		Total funds available for Scheme	Funds utilised-till now Amount & (%in bracket)		Amount for which Ucs are pending at the end of previous year	Utilisation Certificate submitted against total available funds for the current year	Amount for which Ucs are pending as on date		Remarks
					Central Share	State Share	Central Share	State Share	Central Share	State Share	Central Share	State Share		Central Share	State Share			Of Previous Year	Of Current Year	
1	2	3	4	5	6	7	8	9	10	11	12	13	14	15	16	17	18	19	20	21
1	Handloom & Textile, Department, Dibrugarh	SWANIRBHAR NAARI		STATE	NIL	NIL	NIL	NIL	NIL	NIL	NIL	NIL	NIL	NIL	NIL	NIL	NIL	NIL	NIL	
2		SAMARTH		CS	NIL	NIL	NIL	NIL	NIL	NIL	NIL	NIL	NIL	NIL	NIL	NIL	NIL	NIL	NIL	
3		WEAVERS MUDRA LOAN (PMAY)		CS	NIL	NIL	NIL	NIL	NIL	NIL	NIL	NIL	NIL	NIL	NIL	NIL	NIL	NIL	NIL	NIL

for VC Assistant Director  
Handloom & Textile, Dibrugarh

B. Schemes for which no funds are received by the District/ Council: For (Please visit <https://www.indiabudget.gov.in/index.php> and concerned Ministry / Department website to know the list of Central schemes of current and previous years)

Sl No.	Administrative Department	Scheme Name	Reasons	Remarks if any
1	Handloom & Textile, Dibrugarh	SWANIRBHARNAARI	A Flagship programme of State Govt. for procurement of benchmark Handloom items. All procurement are through online portal and payments are done by the Directorate, H&T, Assam online directly to the beneficiary A/c.	From 01/12/2023 to till date amounting Rs. 10,11,375/- benchmark item procured in Dibrugarh District.
2		SAMARTH	A skill development scheme "SAMARTH" under Ministry of Textiles, Govt. of India in collaboration with Directorate of Handloom & Textiles, Assam.	134 nos. trainees completed their training on Jacquard waving
3		WEAVERS MUDRA SCHEME (PMMY)	Pradhan Mantri Mudra Yojana ( PMMY)	9 nos proposal send to the various bank branches.

For   
I/c Assistant Director,  
Handloom & Textile, Dibrugarh

## Physical Progress of Work under different Schemes/Programmes /Projects across Departments-of Current Year

S. No	Admin. Dept.	Name of Scheme	Number of Works sanctioned in the current Year	Progress of Current Year works/ Services-Categorise number of works based on the stage of physical progress						
				100%	75-99%	50-74%	25-49%	1-25%	Not started	
1	Handloom & Textile, Dibrugarh	NIL	NIL	NIL	NIL	NIL	NIL	NIL	NIL	

  
 For Vc Assistant Director,  
 Handloom & Textile, Dibrugarh

## Physical Progress of Work under different Schemes/Programmes /Projects across Departments-of Previous Year

S No.	Admin Dept.	Name of Scheme	Total Number of Works pending as on the last date of previous Financial Year	Number of Years delayed for completion- as on the last date of last Financial Year- Categorise works based on the delay in completion.					Progress of Pending works of previous Years pending as on last date of last Financial Year / Categorise number of works based on the stage of physical progress						
				Less than 1 Yr	>=1 to <3 Yrs	>=3 to <5 Yrs	>=5	Total	100%	75-99%	50-74%	25-49%	1-25%	Not started	
1	Handloom & Textile, Dibrugarh	NIL	NIL	NIL	NIL	NIL	NIL	NIL	NIL	NIL	NIL	NIL	NIL	NIL	NIL

For  i/c Assistant Director,  
Handloom & Textile, Dibrugarh

Monthly status of Fund receipt and utilisation for the Month of <sup>Nov</sup>.....Year.....<sup>2023</sup>

A. For Schemes/ Funds received.

S.No	Admin. Dept	Name of Scheme (+imple menting Agency)	PFMS Code/ SLS Code	Category CS/CSS/ State/ EAP etc.	Opening Balance With CNA /SNA/Other- as applicable		Opening Balance with the District Council/ Other- as applicable		Current Year Allocation to District*		Fund received in the current Year		Total Funds available for Scheme	Funds on hand- till now Amount & (% in bracket)		Amount for which UCs are pending at the end of previous year	Utilisation Certificate submitted against total available funds for the current year	Amount for which UCs are pending as on date		Remarks
					Central Share	State Share	Central Share	State Share	Central Share	State Share	Central Share	State Share		Central Share	State Share			Of Previous Year	Of Current Year	
1	2	3	4	5	6	7	8	9	10	11	12	13	14	15	16	17	18	19	20	21
NIL																				

\* - will be provided by the HOD / Concerned Agency. PFMS: Public Finance Management System; SLS: State Linked Scheme-State Code

B. Schemes for which no funds are received by the District/ Council: For (Please visit [www.dicadibrugarh.gov.in/dicadibrugarh](http://www.dicadibrugarh.gov.in/dicadibrugarh), [www.dicadibrugarh.gov.in](http://www.dicadibrugarh.gov.in) and concerned Ministry / Department website to know the list of Current schemes of various aid provision.)

S.No	Administrative Department	Scheme Name	Remarks	Remarks if any
1				
2		NIL		

  
**General Manager**  
**District Industries & Commerce Centre**  
**Dibrugarh**



Annexure-C.

## Physical Progress of Works under different Schemes/ Programmes/Projects across Departments- of Current Year 2023-24

S.No	Admin. Dept	Name of Scheme	Number of Works sanctioned in the current Year	Progress of Current Year works / Services- Categorise number of works based on the stage of physical progress						
				100%	75-99%	50-74%	25-49%	1-25%	Not started	

Annexure-D

## Physical Progress of Works under different Schemes/ Programmes/Projects across Departments- of Previous Years

S.No	Admin. Dept	Name of Scheme	Total Number of Works pending as on the last date of previous Financial Year	Number of Years delayed for completion - as on the last date of last Financial Year-Categorise works based on the delay in completion					Progress of Pending works of previous Years pending as on the last date of last Financial Year-Categorise works based on the stage of physical progress						
				Less than 1 Yr	= 1 to <3 Yrs	= 3 to <5 Yrs	= 5	Total	100%	75-99%	50-74%	25-49%	1-25%	Not started	


  
**General Manager**  
**District Industries & Commerce Centre**  
**Dibrugarh**



## Annexure A

## Monthly status of Fund Available and Utilization

Sl No	Admin. Dept.	Name of Scheme (+ Implementation Agency)	PFMS Code & SLS Code	Category CS/CSS/ State/EA P etc.	Opening Balance with CAN/SNA/ Others as applicable		Opening Balance with the District/Council/Others as applicable		Current Year Allocation to District*		Fund received in the current year		Total funds available for Scheme	Funds utilised till now Amount & (% in bracket)		Amount for which UCs are pending at the end of previous year	Utilisation Certificate submitted against total available funds for the current year	Amount for which UCs are pending as on date		Remarks
					Central Share	State Share	Central Share	State Share	Central Share	State Share	Central Share	State Share		Central Share	State Share			of previous year	of current year	
1	2	3	4	5	6	7	8	9	10	11	12	13	14	15	16	17	18	19	20	21
1	PWD, Dibrugarh, Moran, Lahowal & Tingkhong	SOPD-G	-	State	Nil	Nil	Nil	Nil	-	-	-	Rs. 4,26,69,200.00	Rs. 4,26,69,200.00	-	Rs. 4,26,69,200.00 (12.25%)	Nil	Rs. 4,26,69,200.00	Nil	Nil	
2	Territorial Building Division, Dibrugarh.	SOPD-GVGA	-	State	Nil	Nil	Nil	Nil	-	-	-	Rs. 4,20,26,613.00	Rs. 4,20,26,613.00	-	Rs. 14,62,46,733.00 (56%)	Nil	Rs. 4,20,26,613.00	Nil	Nil	

  
 Executive Engineer, PWD  
 Dibrugarh, Lahowal, Moran & Tingkhong  
 Territorial Building Division, Dibrugarh

Annexure B

**B. Schemes for which no funds are received by the District /Council**


Sl. No	Administrative Department	Scheme Name	Reasons	Remarks if Any
1	PWD Building)	Nil		

*29/11/23*  
Executive Engineer, PWD  
Dibrugarh, Lahowal, Moran & Tingkhong  
Territorial Building Division, Dibrugarh  
*Engr*

## Physical Progress of Works under different Schemes / Programmes/Projects across Departments - of Current years

Annexure -C

SL. NO	Admin Dept.	Name of scheme	Number of works sanctioned in the current year	Progress of Current Year works / Services-Categories Number of works based on the stage of physical progress						Remarks
				100%	75-99%	50-74%	25-49%	1-25%	Not started	
1	PWD (Building)	SOPD - G - V-GA	3	-	-	-	1	1	1	
2		SOPD-ODS (Medical)	1	-	-	1	-	-	-	


  
 Executive Engineer, PWD  
 Dibrugarh, Lahowal, Moran & Tingkhong  
 Territorial Building Division, Dibrugarh

## Annexure -D

## Physical Progress of Works under different Schemes /Programmes/Projects across Departments - of previous years

SL NO	Admin Dept.	Name of scheme	total number of works pending as on the last date of previous financial year	Number of years delayed for completion-as on the last financial year - categories works based on the delay in completion					Progress of pending works of previous years pending as on the last date of last financial year -categories works based on the stage of physical progress						Remarks
				less than 1year	>=1 to <3 yrs	>=3 to <5 yrs	>=5	Total	100%	75-99%	50-74%	25-49%	1-25%	Not started	
1	PWD (Building)	SOPD-ODS	4	1	2	1	0	4	0	3	1	0	0	0	
2		CIDF	3	1	1	1	0	3	0	2	0	1	0	0	
3		BUSA	2	1	1	0	0	2	0	1	1	0	0	0	
4		SOPD - G	6	4	1	1	0	6	0	2	1	2	1	0	
5		Home (B)	3	0	0	1	2	3	0	2	0	1	0	0	
6		NLCPR	1	0	1	0	0	1	0	1	0	0	0	0	
7		Judicial	1	0	0	0	1	1	0	1	0	0	0	0	

Executive Engineer, PWD  
Dibrugarh, Lohowal, Moran & Tingkhong  
Territorial Building Division, Dibrugarh

28/11/23

## Monthly status of Fund receipt and Utilisation for the Month of November Year 2023

## A. For schemes : Funds Received

Sl No.	Admin Department	Name of Scheme (+ Implementation Agency)	PMFS Code & SLS Code	Category CS/CSS/ State/EAP etc	Opening Balance with CNA/SNA/Others as applicable		Opening Balance with District/Council / Others as applicable		Current Year to allocation District*		Funds received in Current year		Total Funds available for scheme (Rs. in Lakhs)	Funds Utilised till now Amount & (% in bracket) (Amount in Lakhs)		Amount for which UC s are pending at the end of previous year	Utilisation Certificate submitted against total available funds for the current year	Amount for which UC s are pending as on date		Remarks
					Central Share	State Share	Central Share	State Share	Central Share	State Share	Central Share	State Share		Central Share	State Share			Central Share	State Share	
1	2	3	4	5	6	7	8	9	10	11	12	13	14	15	16	17	18	19	20	21
A.		SOPD :																		
1	Irrigation	DTW Scheme at Tingkhong LAC -Baghmora & Tipomia Gaon( 5 points) under SOPD for the year 2019-20	NA	State	NA	NA	NA	NA	NA	0.00	NA	317.55188	345.6410	NA	317.55188 (95.65% utilised of total amount)	Nil	-	NA	Nil	Scheme is commissioned and under operation covering a command area of 150 Ha
2	Irrigation	Solar MDTW Scheme at 2 No. Charaihabli Gaon (4 Points) under SOPD for the year 2020-21	NA	State	NA	NA	NA	NA	NA	120.00	NA	119.34269	120.00	NA	119.34269 (100%)	Nil	Submitted	NA	Nil	Scheme is commissioned and under operation covering a command area of 40 Ha
3	Irrigation	Solar powered DTW Irrigation Scheme at Halodhibari Konwar Gaon area at Halodhibari GP (3 Points) under SOPD for the year 2020-21	NA	State	NA	NA	NA	NA	NA	127.735	NA	126.80371	127.735	NA	126.80371 (99.27%)	Nil	Submitted	NA	NA	Scheme is commissioned and under operation covering a command area of 75 Ha



4	Irrigation	Installation of Solar and Electrically operated Hybrid Tube well scheme (3 Points) at Moran LAC in Dibrugarh District under SOPD-G for the year 2022-23	NA	State	NA	NA	NA	NA	NA	23.42044	NA	23.42044	23.42352	NA	23.42044 (100%)	Nil	Submitted	NA	NA	Physical & Financial Progress 100% of the scheme.
5	Irrigation	Installation of Solar and Electrically operated Hybrid Tube well schemes (3 Points) at Mowamora Na Pam Than Gaon in Dibrugarh District under SOPD-G for the year 2022-23	NA	State	NA	NA	NA	NA	NA	23.42352	NA	23.41990	23.42352	NA	23.41990 (100%)	Nil	Submitted	NA	NA	Physical & Financial Progress 100% of the scheme.
6	Irrigation	Installation of Solar and Electrically operated Hybrid Tube well schemes (2 Points) at Sessa Nepali Gaon in Dibrugarh District under SOPD-G for the year 2022-23	NA	State	NA	NA	NA	NA	NA	15.61568	NA	15.60680	15.61568	NA	15.60680 (100%)	Nil	Submitted	NA	NA	Physical & Financial Progress 100% of the scheme.
7	Irrigation	LIS from river Sessa at Bordobam Pather (2 points) under SOPD for the year 2021-22	NA	State	NA	NA	NA	NA	NA	120.00	NA	119.91117	120.00	NA	119.91117 (100%)	Nil	Submitted	NA	NA	Physical & Financial Progress 100% of the scheme.
8	Irrigation	Gorudhoria Gaon DTW Scheme (3 Points) under SOPD for the year 2019-20	NA	State	NA	NA	NA	NA	NA	205.143	NA	197.03092	205.14	NA	197.03092 (96.5%)	Nil	-	NA	NA	Scheme is commissioned and under operation covering a command area of 30 Ha
9	Irrigation	MDTW (1/5 (10 Points) at Na-Khat Sonowal Gaon & Changmai Gaon under SOPD for the year 2022-23	NA	State	NA	NA	NA	NA	NA	300.000	NA	0.00000	300.00	NA	0.00 (0%)	Nil	Nil	NA	NA	Physical Progress of the scheme 30%.
10	Irrigation	LIS from river Demow at 2 No Bezgaon area (2 Points) under SOPD for the year 2022-23	NA	State	NA	NA	NA	NA	NA	109.712	NA	0.00000	109.71	NA	0.00 (0%)	Nil	Nil	NA	NA	Physical Progress of the scheme 35%.

B		Schedule Caste Sub-Plan (SCSP):																		
11	Irrigation	MDTW I/S (4 Points) at Dibrugarh LAC, Moran LAC, Tingkhong LAC, Lahowal LAC under Schedule Caste Sub-Plan (SCSP) for the year 2019-20, 2 pts under Moran LAC	NA	State	NA	NA	NA	NA	NA	0.00	NA	-	80.00	NA	59.99149 (100%)	Nil	-	NA	Nil	Scheme is commissioned and under operation covering a command area of 20 Ha
12	Irrigation	MDTW I/S (4 Points) at Dibrugarh LAC, Moran LAC, Tingkhong LAC, Lahowal LAC under Schedule Caste Sub-Plan (SCSP) for the year 2019-20, 1 pts under Tingkhong LAC	NA	State	NA	NA	NA	NA	NA	0.00	NA	-	30.00	NA	29.995745 (100%)	Nil	-	NA	Nil	Scheme is commissioned and under operation covering a command area of 10 Ha
C		<b>RIDF-XXVI (NABARD)</b>																		
13	Irrigation	LIS from River Demow in Khowang area in 3 No. Burikhowang (Rowd Ghain Gaon) and Naharani Gaon (2 Points) under RIDF-XXVI (NABARD) for the year 2020-21	NA	Loan (NABARD)	NA	NA	NA	NA	0.00	0.00	0.00	0.00	120.00	119.38139 (100%)	0.00000	Nil	-	NE	Nil	Physical & Financial Progress 100% of the scheme.
D		<b>RIDF - XXVII (NABARD)</b>																		
14		Decheng Rongswal LIS (3 points) under RIDF-XXVII (NABARD) for the year 2021-22	NA	Loan (NABARD)	NA	NA	NA	NA	142.50	7.50	142.50	7.50	150.00	142.5	7.50000	Nil	Submitted	Nil	Nil	Scheme is commissioned and under operation covering a command area of 60 Ha

E		RIDF - XXVIII (NABARD)																				
15	Irrigation	MDTW Points at Demow Kinar Gohain Gaon and Kuch Gaon (3 Points) under RIDF-XXVIII (NABARD) for the year 2022-23	NA	Loan (NABARD)	NA	NA	NA	NA	85.50	4.50	0.00	0.00	90.00	0.00 (0%)	0.00 (0%)	NA	Nil	Nil	Nil	Nil	Physical Progress of the schme 45%	
16	Irrigation	Solar Powered MDTW Irrigation Scheme at Hologuri Tipomia GP (1 point) under RIDF-XXVIII (NABARD) for the year 2022-23	NA	Loan (NABARD)	NA	NA	NA	NA	28.50	1.50	0.00	0.00	30.00	0.00 (0%)	0.00 (0%)	NA	Nil	Nil	Nil	Nil	Physical Progress of the schme 35%	

\* "will be provided by the MOD/Concerned Agency, PFMS: Public Finance management System;SLS:State Linked Scheme-State Code"



Executive Engineer (VC)  
Moran-Tingkhong Division(Irrigation)  
Moran



**Annexure -B**

**B. Schemes for which no funds are received by District /Council**

Sl. No	Administrative Department	Scheme Names	Reasons	Remarks( if any)
1	Irrigation	Nil	-	-

Executive Engineer (I/C)  
Moran-Tingkhong Division(Irrigation)  
Moran

## Annexure -C

## Physical Progress of works under different schemes/Programmes/Projects across Departments -of Current Year

Sl. No.	Admin Department	Name of Scheme	No. of Works Sanctioned in Current Year	Progress of Current Year works/services - categorise no. of works based on stage of physical progress						Remarks
				100%	75-99%	50-74%	25-49%	1-25%	Not Started	
1	Irrigation	RIDF - XXVIII (NABARD)	2				2			Work in progress
2	Irrigation	SOPD For The Year 2022-23	2				2			Work in progress

Executive Engineer (I/C)  
Moran-Tingkhong Division (Irrigation)  
Moran

## Annexure -D

## Physical Progress of works under different schemes/Programmes/Projects across Departments -of Previous Years

Sl. No.	Admin Department	Name of Scheme	Total no. of Works pending as on the last date of previous Financial Year	No. of Years delayed for completion- as on the last date of last financial year- Categorise works based on delay on completion					Progress of Pending works of previous years pending as on the last date of last financial year Categorise works based on stage of physical progress						
				Less than 1 yr	>=1 to<3 yrs	>=3 to <5 yrs	>=5 yrs	Total	100%	75-99%	50-74%	25-49%	1-25%	Not started	
1	Irrigation	Nil	-	-	-	-	-	-	-	-	-	-	-	-	-



Executive Engineer (I/C)  
Moran-Tingkhong Division(Irrigation)  
Moran

**MONTHLY STATUS OF FUND RECEIPT AND UTILISATION FOR THE MONTH OF NOV 2023**

**A. Schemes : Fund received.**

Sl No	Admin Dept.	Name of scheme + Implementation Agency	PFMS Code & SLS Code	Category CS/CSS / State / EAP etc	Opening Balance with CNA /SNA/ Others		Opening Balance with Dist / Council / Others		Current Year Allocation to District*		Fund received in the current year		Total funds available for scheme	Funds utilised till now amount & (% in bracket)		Amount for which UCs are pending at the end of previous year	Utilisation certificate submitted against total available funds for the current year	Amount for which UCs are pending as on date		Remarks
					Central Share	State Share	Central Share	State Share	Central Share	State Share	Central Share	State Share		Central Share	State Share			Of previous yr	Of current Yr	
1	2	3	4	5	6	7	8	9	10	11	12	13	14	15	16	17	18	19	20	21
1	DVO, Dibrugarh	NLM-DLMC, Dibrugarh	ASDI00004450/AS40	CSS									13,79,928.00	6,27,000.00 (100%)		6,27,000.00	Nil	Nil	Unutilized amount of Rs 7,52,928.00 is due to bidder quoting 12% Below the tender value. non response of bidder for distribution of Chaff cutter & non availability of SC category beneficiary for fodder cultivation.	
2	DVO, Dibrugarh	LHD&CP-DMU, Dbr	ASDI00004450/9979	CS							10,32,268		10,32,268	7,41,191.00 (71.8%)		7,41,191.00	Nil	Nil	Rs 483 is pending as applicant didn't submitted the Bank details. Fund of Rs 10.563 is the unspent amount for swine fever vaccination. Work for Rs 280031 received in the month of Aug 23 has started	

\*will be provided by the HOD / Concerned agency, PFMS: Public Finance Management System ; SLS: State Linked Scheme- State Code

Annexure -B

B. Schemes for which no funds are received by the District / Council :

Sl No	Administrative Department	Scheme Name	Reasons	Remarks if any

Annexue- c

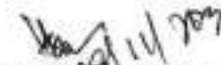
Physical Progress of Works under different schemes / Programmes / Projects across Departments- of current year

Sl No	Admin Dept	Name of Scheme	Number of works sanctioned in the current	Progress of current year works / services – categorise number of works based on the stage of physical progress						
				100%	75-99%	50-74%	25-49%	1-25%	Not started	
1	DVO, Dbr	NLM	1	1						
2	DVO, Dbr	LH& DCP	3	1	1	1				

Annexure-D

Physical Progress of Works under different schemes / Programmes / Projects across Departments- of Previous years

Sl No	Admin Dep	Name of the scheme	Total No of works pending as on the last date of previous financial year	Number of years delayed for completion – as on the last date of last financial year- categorise works based delay in completion.					Progress of pending works of previous years pending as on the last date of last financial year-Categorise works based on the stage of physical progress						
				Less than 1 year	>=1 to <3 Yrs	>=3 to <5 Yrs	>=5	Total	100%	75-99%	50-74%	25-49%	1-25%	Not started	
1	DVO, Dbr	NLM	1	1				1	1						

  
Dist AH & Deputy Officer

Dibrugarh